

# Oklahoma Higher Learning Access Program (OHLAP)



## 2000-2001 Year-End Report

### 2000-2001 HIGHLIGHTS

- ★ **Over 9,000 students enroll in OHLAP in one year:** Nearly 9,500 eighth-, ninth-, and tenth-grade students enrolled in the OHLAP program during the 2000-01 school year, the first year at the new \$50,000 family income eligibility limit. The enrollment growth was an increase of almost 170% over the previous year. In fact, nearly as many students enrolled in OHLAP in one year as the first eight years of the program combined (9,500 for 2000-01 compared to 10,800 total for 1992-93 through 1999-00)!
- ★ **Preliminary college degree completion rates promising:** The 2000-01 academic year marks the fifth year of OHLAP scholarship eligibility for many of the very first class of OHLAP students. These OHLAP students graduated high school in 1996. While the numbers are not final, preliminary figures show that about 47% of the 1996 class have completed baccalaureate and/or associate degrees within five years; this compares to about 33% of all students that begin as first-time, full-time, freshmen. The final degree-completion percentage for the 1996 class is expected to exceed 50% when all students have completed their five years of eligibility. In addition, the degree-completion rate for the 1996 class will further increase as some students finish degrees the year after their scholarship eligibility has expired.
- ★ **New OHLAP State Champion High Schools Crowned:** Some new names appear on the list of high schools producing the most OHLAP graduates for 2001 (see page 11). First-time champions include Leedy, Olive, Eufaula, Anadarko, and Norman. They join perennial contenders like Sayre, McAlester, Enid and Northwest Classen (OKC).

# REPORT CONTENTS

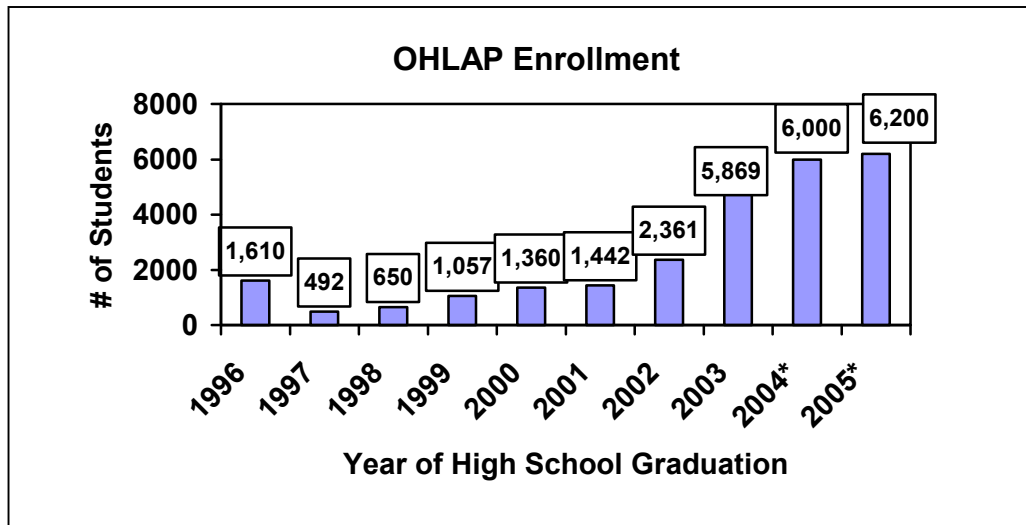
Page

|       |  |       |
|-------|--|-------|
| I.    | OHLAP Program Enrollment .....                               | 3     |
| II.   | OHLAP High School Requirement Completion Rates .....         | 3     |
| III.  | High School Grade-Point-Averages .....                       | 4     |
| IV.   | ACT Test Scores .....  | 4     |
| V.    | College-Going Rate.....                                      | 4     |
| VI.   | Remediation Rates .....                                      | 5     |
| VII.  | College Grade-Point-Averages .....                           | 5     |
| VIII. | Full-Time College Enrollment .....                           | 5     |
| IX.   | Persistence Rate to Second Year of College.....              | 6     |
| X.    | Persistence Rate to Third Year of College .....              | 6     |
| XI.   | Persistence Rate to Fourth Year of College.....              | 6     |
| XII.  | Total Number of Students Receiving Scholarships .....        | 7     |
| XIII. | Average Scholarship Award.....                               | 7     |
| XIV.  | Total \$ Amount of Scholarship Payments .....                | 7     |
| XV.   | Demographic Data.....  | 8     |
|       | “OHLAP-Plus” Scholarships.....                               | 9     |
|       | Scholarship Payments Shown by Institution and Semester ..... | 10    |
|       | OHLAP “State Champion” High Schools .....                    | 11    |
|       | OHLAP High School Graduates by County and High School.....   | 12-17 |

I. **High School Students Enrolled in OHLAP:**

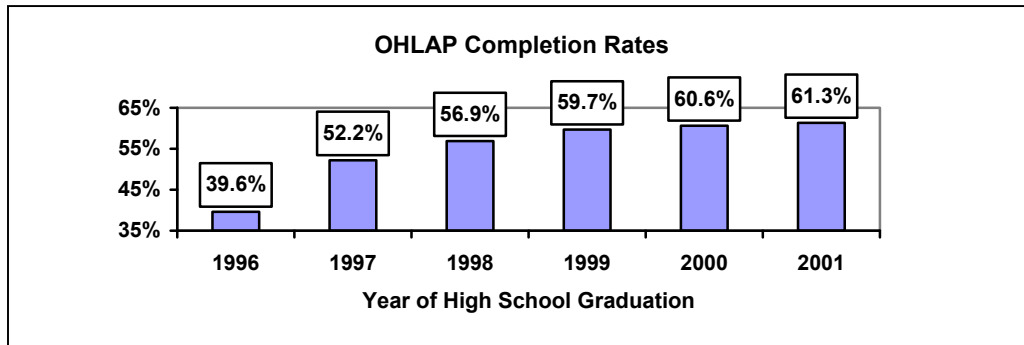
| High School<br>Graduation Year | Students<br>Enrolled in<br>OHLAP | Students<br>Completing<br>OHLAP | % of Students<br>Completing<br>OHLAP |
|--------------------------------|----------------------------------|---------------------------------|--------------------------------------|
| 1996                           | 1,610                            | 637                             | 39.6%                                |
| 1997                           | 492                              | 257                             | 52.2%                                |
| 1998                           | 650                              | 370                             | 56.9%                                |
| 1999                           | 1,057                            | 631                             | 59.7%                                |
| 2000                           | 1,360                            | 824                             | 60.6%                                |
| 2001                           | 1,442                            | 884                             | 61.3%                                |
| 2002                           | 2,361                            |                                 |                                      |
| 2003                           | 5,869                            |                                 |                                      |
| 2004*                          | 3,222                            | *                               |                                      |
| 2005*                          | 2,372                            | *                               |                                      |
| Total Enrollment               | 20,435                           | 3,603                           |                                      |

\*The class of 2004 (9<sup>th</sup> grade) and 2005 (8<sup>th</sup> grade) are still open to enrollment in the 2001-2002 school year.

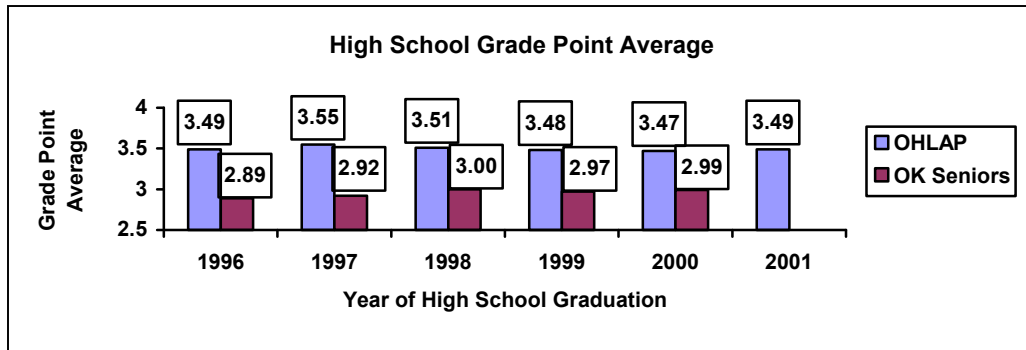


\*projected enrollments for 2004 and 2005

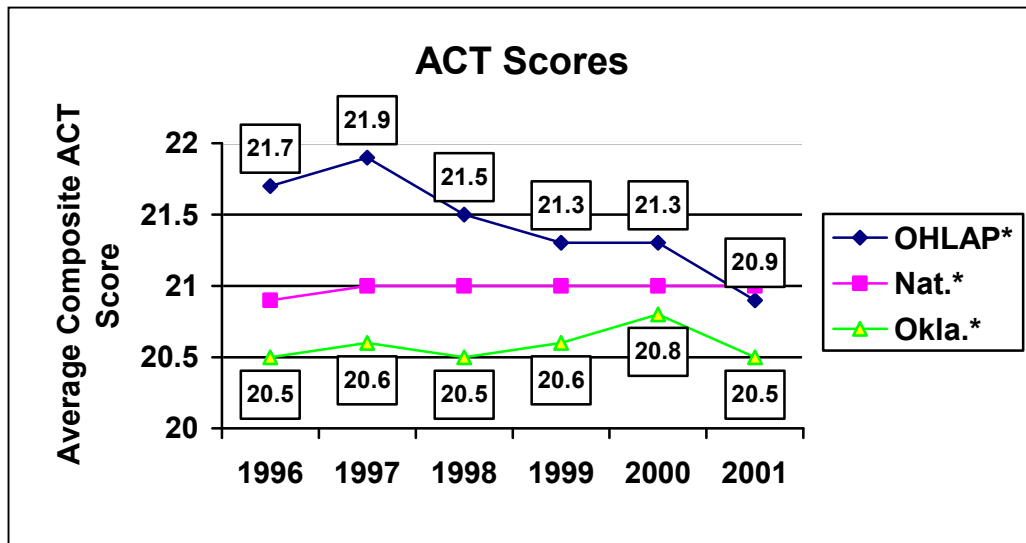
II. **Program Completion Rates:**



III. High School Grade Point Average (GPA):

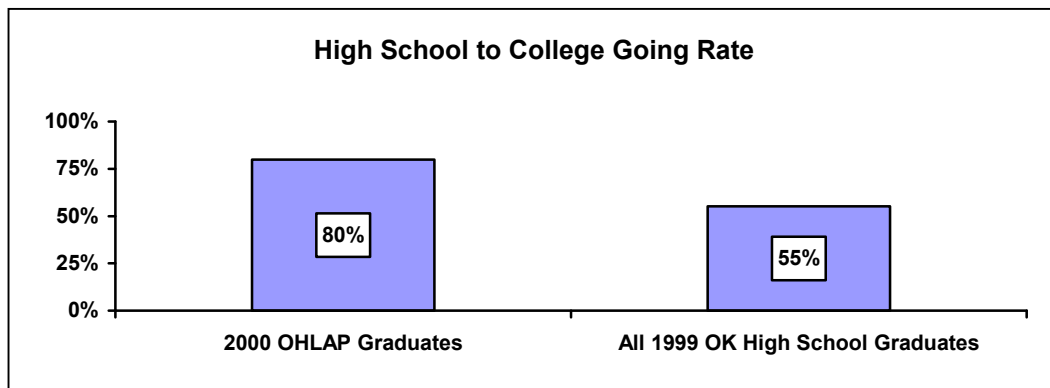


IV. ACT Scores:

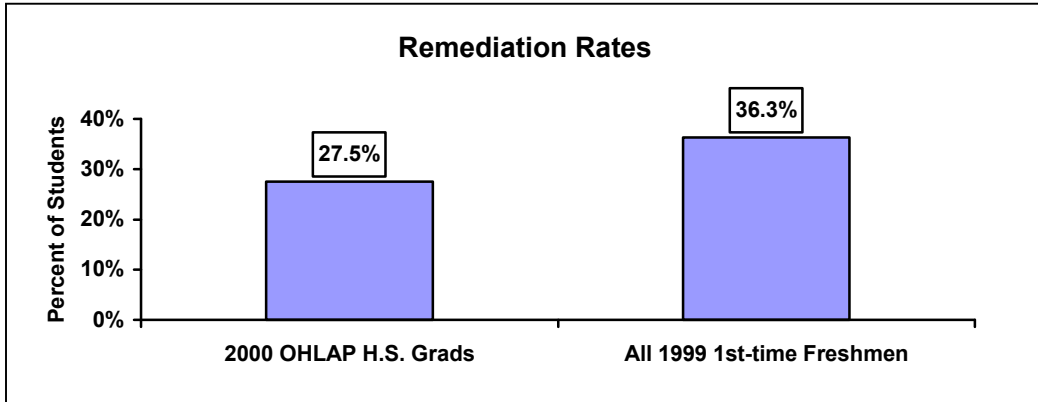


\*OHLAP ACT scores based on highest score of the student; national and state scores are based on the last test score of the student.

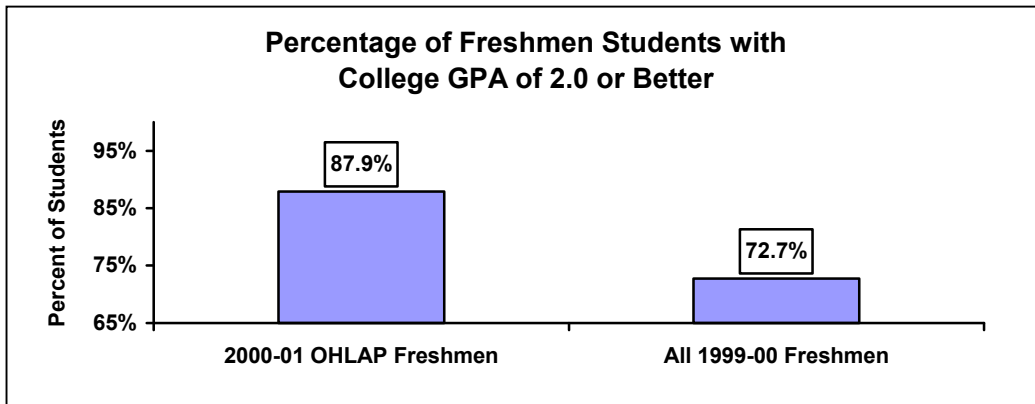
V. High School to College Going Rate: (OHLAP high school graduates enrolling in college the year immediately following high school graduation)



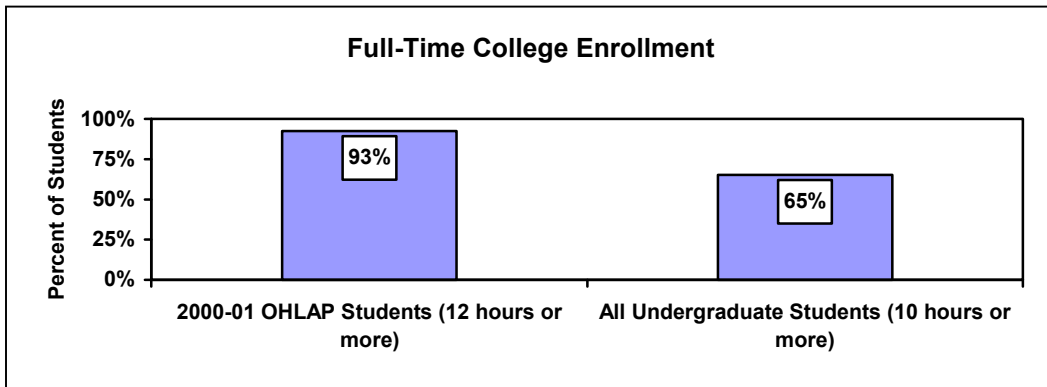
VI. **Remediation Rates:** (OHLAP freshmen scholarship recipients requiring at least one remedial course as a percentage of all OHLAP freshmen students.)



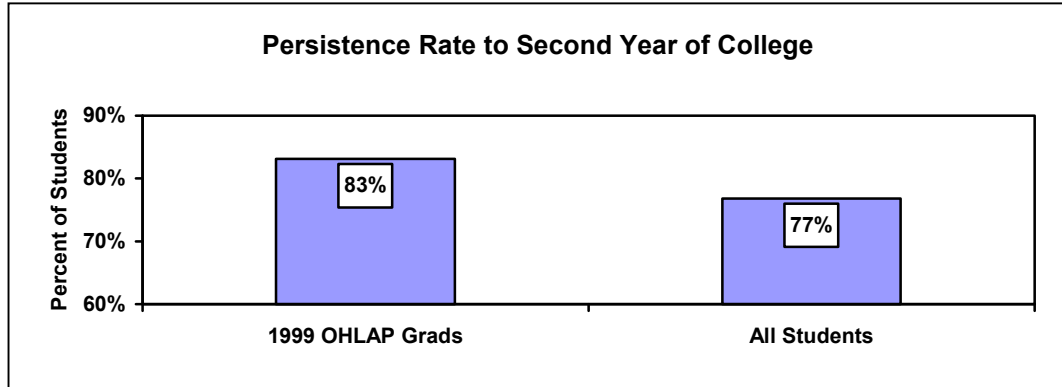
VII. **College Grade Point Average:**



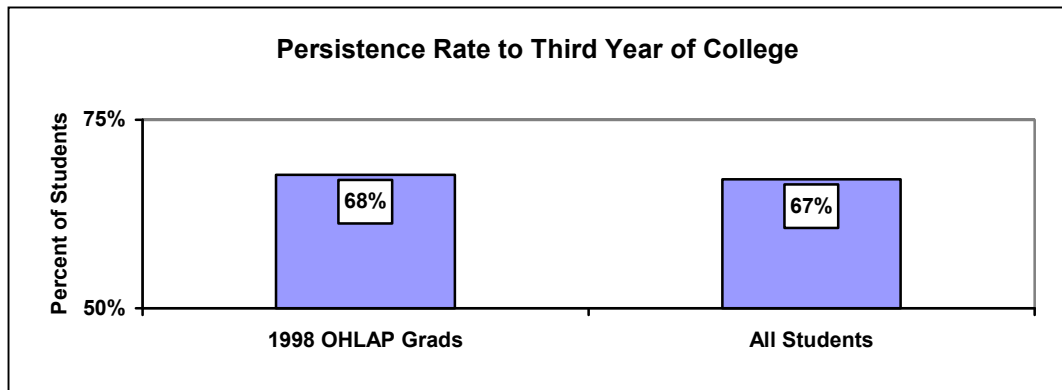
VIII. **Full-Time College Enrollment:**



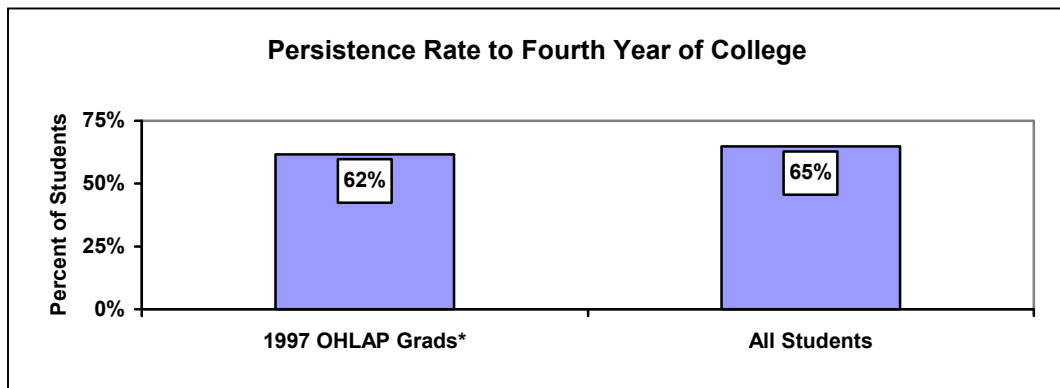
IX. Persistence to Second Year of College:



X. Persistence to Third Year of College:

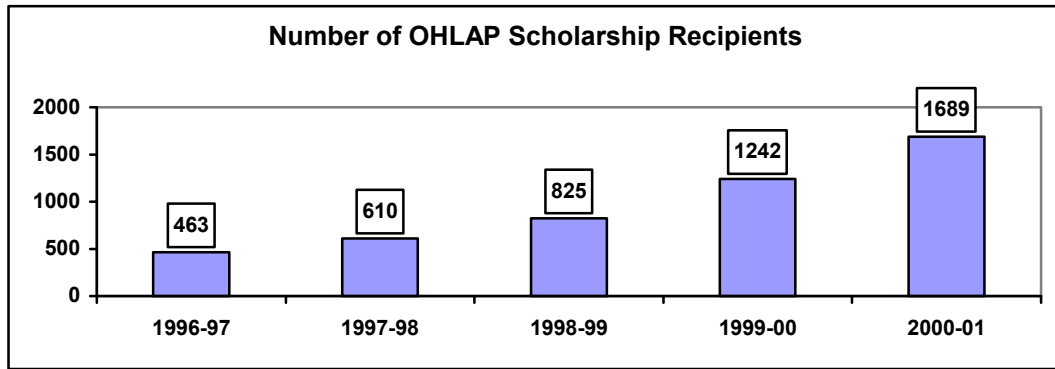


XI. Persistence to Fourth Year of College:

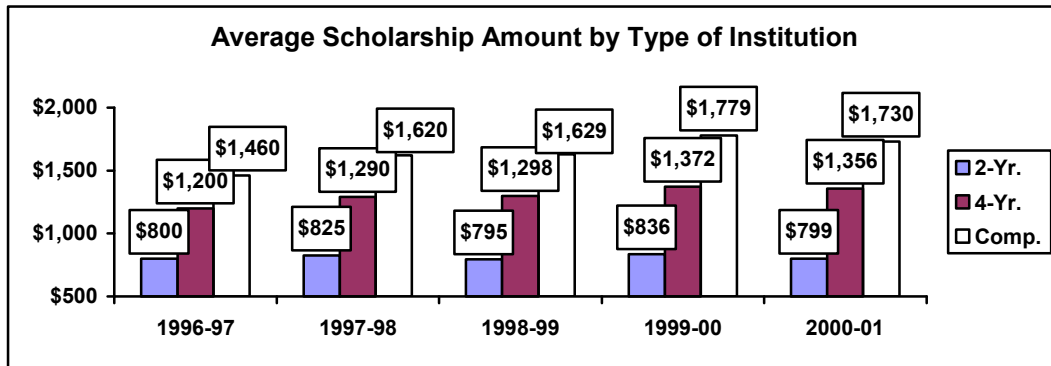


\*Does not include OHLAP students that stopped attending college after completion of an associate's degree.

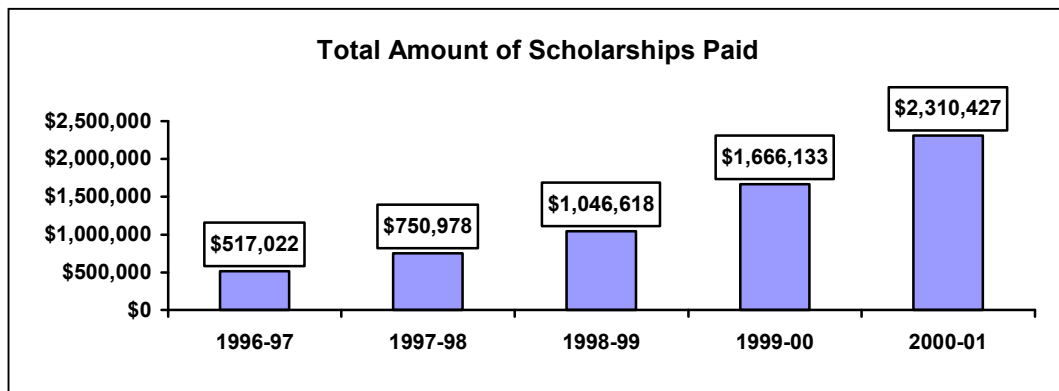
XII. Number of Scholarship Recipients:



XIII. Average Scholarship Amount:



XIV. Total Amount of Scholarships Paid:



XV. **Demographic Data** on 2001 OHLAP High School Graduates (884 students)

| <b>Gender</b> | 2001<br>OHLAP<br><u>Grads</u> | All '00-01<br>OK High School<br><u>Seniors</u> |
|---------------|-------------------------------|--|
| Female: ..... | 63.0%                         | 49.6%  |
| Male: .....   | 37.0%                         | 50.4%  |

| <b>Ethnicity</b>                    | 2001<br>OHLAP<br><u>Grads</u> | All '00-01<br>OK High School<br><u>Seniors</u> |
|-------------------------------------|-------------------------------|--|
| Black/African American .....        | 13.0%                         | 8.5%   |
| American Indian/Alaska Native ..... | 13.9%                         | 16.0%  |
| Asian .....                         | 2.6%                          | 1.6%   |
| Hispanic/Latino .....               | 4.2%                          | 3.8%   |
| White .....                         | 62.3%                         | 70.1%  |
| Not Specified.....                  | <u>4.0%</u>                   | <u>na</u>                                      |
| Total.....                          | 100.0%                        | 100.0%   |

| <b>Geographic Distribution</b><br>Of Eligible OHLAP Students | 2001<br>OHLAP<br><u>Graduates</u> | Oklahoma<br>State<br><u>Population</u> |
|--|-----------------------------------|--|
| 5 Most Populous Counties* .....                              | 26.5%                             | 47.4%                                  |
| 72 Remaining Counties .....                                  | 73.5%                             | 52.6%                                  |

\*Oklahoma, Tulsa, Cleveland, Canadian, and Comanche counties.



## “OHLAP-Plus” Scholarships

In August 1999, the Oklahoma State Regents were awarded a five-year \$20.5 million federal grant through a new program named GEAR UP (Gaining Early Awareness for Undergraduate Programs). The goal of the program is to increase the number of low-income students who complete college degrees. A significant portion of the grant funding was designated for direct scholarship expenses. To build upon the existing success of OHLAP, the scholarships were targeted at OHLAP students with the greatest financial need.

**Amount of the Scholarship:** In 2000-01, the GEAR UP funds allowed an eligible OHLAP student to receive an additional award that doubled the amount of their regular OHLAP scholarship (hence the name OHLAP-Plus). For example, an OHLAP student who received a \$1,500 regular OHLAP scholarship could receive another \$1,500 OHLAP-Plus scholarship from the GEAR UP grant [Example: \$1,500 OHLAP + \$1,500 OHLAP-Plus = \$3,000].

**Student Eligibility Requirements:** To receive the OHLAP-Plus award in 2000-01, the student had to meet the following criteria:

- Received a regular OHLAP award
- Received a federal Pell grant award (which is need-based)
- Had remaining unmet need within their defined “cost of attendance”. For example, the OHLAP-Plus awards could substitute for student loans.

### Highlights:

- Almost three-fourths (73%) of all OHLAP students received a Pell grant, but 6% of these received sufficient other aid to cover their cost of attendance and therefore were not eligible for the OHLAP-Plus scholarship.
- Over two-thirds (68%) of the OHLAP students received an OHLAP-Plus award—over \$1.5 million was distributed to almost 800 students.
- Pell-eligible OHLAP students attending higher cost institutions (comprehensive and regional public universities, private universities) were most likely to have unmet need and therefore also most likely to receive OHLAP-Plus scholarships. Nearly 100% of Pell-eligible OHLAP students at the public comprehensive universities and private universities received OHLAP-Plus; about 90% of those at public regional universities received the scholarship. About 85% of Pell-eligible OHLAP students at public two-year colleges received OHLAP-Plus.

Oklahoma Higher Learning Access Program  
2000-2001 Scholarships

| Institution                            | Fall 2000             |               | Spring 2001           |               | Summer 2001         |               |
|--|-----------------------|---------------|-----------------------|---------------|---------------------|---------------|
|  | \$ Amount             | # of Students | \$ Amount             | # of Students | \$ Amount           | # of Students |
| Oklahoma State University              | \$247,217.00          | 281           | \$233,319.00          | 267           | \$18,663.00         | 51            |
| University of Oklahoma/OUHSC           | \$200,653.00          | 238           | \$183,668.00          | 214           | \$15,322.00         | 55            |
| <b>Subtotals</b>                       | <b>\$447,870.00</b>   | <b>519</b>    | <b>\$416,987.00</b>   | <b>481</b>    | <b>\$33,985.00</b>  | <b>106</b>    |
| Cameron University                     | \$25,950.55           | 38            | \$28,292.00           | 42            | \$4,945.00          | 17            |
| East Central University                | \$63,728.00           | 94            | \$62,272.95           | 93            | \$8,183.00          | 28            |
| Langston University                    | \$9,743.00            | 15            | \$10,061.00           | 14            | \$3,346.00          | 8             |
| Northeastern State University          | \$65,277.72           | 99            | \$60,209.93           | 85            | \$3,901.00          | 14            |
| Northwestern Oklahoma State University | \$40,180.00           | 60            | \$37,422.00           | 53            | \$1,984.00          | 9             |
| Oklahoma Panhandle State University    | \$5,485.00            | 7             | \$2,851.00            | 4             | \$0.00              | 0             |
| Rogers State University                | \$14,558.00           | 25            | \$15,297.00           | 26            | \$2,058.00          | 8             |
| Southeastern State University          | \$37,359.00           | 55            | \$30,508.00           | 47            | \$5,785.00          | 21            |
| Southwestern Oklahoma State University | \$96,890.00           | 136           | \$82,916.00           | 115           | \$9,518.00          | 33            |
| SWOSU - Sayre Campus                   | \$15,904.83           | 23            | \$13,328.00           | 20            | \$1,375.00          | 4             |
| University of Central Oklahoma         | \$74,580.77           | 116           | \$65,169.23           | 98            | \$13,086.00         | 41            |
| University of Science & Arts of Ok.    | \$11,211.00           | 17            | \$11,811.00           | 18            | \$3,893.00          | 7             |
| <b>Subtotals</b>                       | <b>\$460,867.87</b>   | <b>685</b>    | <b>\$420,138.11</b>   | <b>615</b>    | <b>\$58,074.00</b>  | <b>190</b>    |
| Carl Albert State College              | \$9,891.00            | 21            | \$10,658.55           | 21            | \$1,743.00          | 9             |
| Connors State College                  | \$2,185.81            | 7             | \$2,551.50            | 6             | \$189.00            | 1             |
| Eastern Oklahoma State College         | \$13,120.00           | 28            | \$14,800.00           | 32            | \$0.00              | 0             |
| Murray State College                   | \$5,009.00            | 12            | \$5,008.50            | 14            | \$987.00            | 5             |
| Northeastern Oklahoma A&M Coll.        | \$4,881.50            | 13            | \$4,080.00            | 11            | \$724.50            | 5             |
| Northern Oklahoma College              | \$12,008.56           | 28            | \$11,686.50           | 28            | \$0.00              | 0             |
| Oklahoma City Community College        | \$11,119.50           | 34            | \$10,489.50           | 30            | \$2,772.00          | 14            |
| Redlands Community College             | \$6,583.50            | 16            | \$5,179.50            | 13            | \$346.50            | 3             |
| Rose State College                     | \$7,780.50            | 19            | \$8,694.00            | 23            | \$3,118.50          | 26            |
| Seminole State College                 | \$7,308.00            | 18            | \$6,583.50            | 17            | \$315.00            | 2             |
| Tulsa Community College                | \$19,904.00           | 53            | \$17,120.00           | 49            | \$4,288.00          | 28            |
| Western Oklahoma State College         | \$7,245.00            | 18            | \$8,284.50            | 20            | \$1,649.50          | 7             |
| <b>Subtotals</b>                       | <b>\$107,036.37</b>   | <b>267</b>    | <b>\$105,136.05</b>   | <b>264</b>    | <b>\$16,133.00</b>  | <b>100</b>    |
| OSU Tech - Oklahoma City               | \$11,044.00           | 22            | \$9,900.00            | 21            | \$3,300.00          | 14            |
| OSU Tech - Okmulgee                    | \$16,896.00           | 27            | \$12,980.00           | 22            | \$8,316.00          | 14            |
| <b>Subtotals</b>                       | <b>\$27,940.00</b>    | <b>49</b>     | <b>\$22,880.00</b>    | <b>43</b>     | <b>\$11,616.00</b>  | <b>28</b>     |
| Ardmore Higher Education Center        | \$7,362.00            | 12            | \$5,493.50            | 8             | \$0.00              | 0             |
| <b>Subtotals</b>                       | <b>\$7,362.00</b>     | <b>12</b>     | <b>\$5,493.50</b>     | <b>8</b>      | <b>\$0.00</b>       | <b>0</b>      |
| Bacone College                         | \$3,366.00            | 5             | \$3,762.00            | 5             | \$643.50            | 2             |
| Bartlesville Wesleyan                  | \$2,524.50            | 3             | \$2,128.50            | 3             | \$0.00              | 0             |
| Hillsdale Free Will Baptist College    | \$2,425.50            | 3             | \$2,524.50            | 3             | \$0.00              | 0             |
| Mid-America Bible College              | \$2,079.00            | 3             | \$643.50              | 1             | \$742.50            | 1             |
| Oklahoma Baptist University            | \$12,325.50           | 17            | \$12,424.50           | 16            | \$0.00              | 0             |
| Oklahoma Christian University          | \$6,831.00            | 10            | \$6,088.50            | 8             | \$148.50            | 1             |
| Oklahoma City University               | \$10,246.50           | 12            | \$9,949.50            | 14            | \$0.00              | 0             |
| Oral Roberts University                | \$6,435.00            | 9             | \$7,053.75            | 9             | \$1,039.50          | 5             |
| Southern Nazarene University           | \$6,583.50            | 9             | \$6,633.00            | 9             | \$0.00              | 0             |
| Spartan                                | \$1,760.00            | 1             | \$0.00                | 0             | \$0.00              | 0             |
| St. Gregory's University               | \$6,583.50            | 9             | \$7,425.00            | 9             | \$0.00              | 0             |
| SW Coll. Of Christian Ministries       | \$3,267.00            | 4             | \$3,316.50            | 4             | \$0.00              | 0             |
| University of Tulsa                    | \$21,609.00           | 23            | \$15,687.00           | 17            | \$378.00            | 1             |
| <b>Subtotals</b>                       | <b>\$86,036.00</b>    | <b>108</b>    | <b>\$77,636.25</b>    | <b>98</b>     | <b>\$2,952.00</b>   | <b>10</b>     |
| Caddo-Kiowa Technology Center          | \$0.00                | 0             | \$472.50              | 1             | \$472.50            | 1             |
| Red River Technology Center            | \$262.50              | 1             | \$131.25              | 1             | \$0.00              | 0             |
| Southwest Technology Center            | \$472.50              | 1             | \$0.00                | 0             | \$0.00              | 0             |
| Western Technology Center              | \$472.50              | 1             | \$0.00                | 0             | \$0.00              | 0             |
| <b>Subtotals</b>                       | <b>\$1,207.50</b>     | <b>3</b>      | <b>\$603.75</b>       | <b>2</b>      | <b>\$472.50</b>     | <b>1</b>      |
| <b>Totals</b>                          | <b>\$1,138,319.74</b> | <b>1643</b>   | <b>\$1,048,874.66</b> | <b>1511</b>   | <b>\$123,232.50</b> | <b>435</b>    |

OHLAP  
**“State Champion”  
 High Schools**

(most OHLAP graduates; number shown in parentheses)

| <u>Class</u>                  | <u>2001 Graduates</u>   | <u>6-Yr Total ('96-'01)</u>            |
|-------------------------------|---|--|
| <b>B</b> Champs<br>Runner-Up  | Leedey (6)<br>Paoli (5)   | Mt. View-Gotebo (30)<br>Buffalo (22)   |
| <b>A</b> Champs<br>Runner-Up  | Olive (5)<br>Allen, Clayton, Erick,<br>Medford, Quinton, Timberlake (4) | Timberlake (27)<br>Tushka (20)         |
| <b>2A</b> Champs<br>Runner-Up | Sayre (9)<br>Hollis (7)   | Sayre (53)<br>Hollis (35)              |
| <b>3A</b> Champs<br>Runner-Up | Eufaula (11)<br>Valliant (9)  | Fairview (48)<br>Watonga (24)          |
| <b>4A</b> Champs<br>Runner-Up | Anadarko (12)<br>Northeast Academy-OKC (11)                             | Locust Grove (52)<br>Anadarko (39)     |
| <b>5A</b> Champs<br>Runner-Up | McAlester (18)<br>BT Washington-Tulsa (16)                              | McAlester (62)<br>Western Heights (47) |
| <b>6A</b> Champs<br>Runner-Up | Enid, Norman,<br>NW Classen-OKC (10)<br>Lawton High (9)                 | Enid (37)<br>NW Classen-OKC (30)       |

| <u>County/High School</u>    | '96 | '97 | '98 | '99 | '00 | '01 | Total | <u>County/High School</u>          | '96 | '97 | '98 | '99 | '00 | '01 | Total |
|------------------------------|-----|-----|-----|-----|-----|-----|-------|------------------------------------|-----|-----|-----|-----|-----|-----|-------|
| <b><u>Adair County</u></b>   |     |     |     |     |     |     |       | <b><u>Caddo County (cont.)</u></b> |     |     |     |     |     |     |       |
| WATTS HS                     | 0   | 0   | 0   | 0   | 0   | 0   | 0     | CEMENT EL SCH                      | 0   | 0   | 0   | 0   | 0   | 0   | 0     |
| WESTVILLE HS                 | 0   | 3   | 0   | 0   | 1   | 1   | 5     | CEMENT HS                          | 0   | 0   | 0   | 0   | 0   | 1   | 1     |
| STILWELL HS                  | 6   | 2   | 3   | 6   | 2   | 5   | 24    | HINTON HS                          | 0   | 0   | 1   | 0   | 1   | 0   | 2     |
| STILWELL ALT. ACAD.          | 0   | 0   | 0   | 0   | 0   | 0   | 0     | FORT COBB-BROXTON HS               | 0   | 0   | 1   | 0   | 2   | 3   | 6     |
| CAVE SPGS HS                 | 1   | 0   | 0   | 0   | 1   | 1   | 3     | BINGER-ONEY HS                     | 3   | 0   | 0   | 0   | 2   | 1   | 6     |
| COOKSON HILLS HS             | 0   | 0   | 2   | 1   | 2   | 2   | 7     | <b><u>Canadian County</u></b>      |     |     |     |     |     |     |       |
| SPERRY HS                    | 0   | 0   | 0   | 0   | 0   | 0   | 0     | PIEDMONT HS                        | 0   | 0   | 0   | 0   | 0   | 1   | 1     |
| <b><u>Alfalfa County</u></b> |     |     |     |     |     |     |       | YUKON HS                           | 0   | 0   | 0   | 0   | 1   | 3   | 4     |
| BURLINGTON HS                | 1   | 3   | 0   | 2   | 2   | 1   | 9     | EL RENO HS                         | 6   | 1   | 4   | 2   | 1   | 5   | 19    |
| CHEROKEE HS                  | 0   | 0   | 0   | 0   | 1   | 0   | 1     | UNION CITY HS                      | 1   | 1   | 0   | 1   | 1   | 0   | 4     |
| TIMBERLAKE HS                | 3   | 1   | 4   | 5   | 10  | 4   | 27    | MUSTANG HS                         | 0   | 1   | 0   | 3   | 2   | 5   | 11    |
| <b><u>Atoka County</u></b>   |     |     |     |     |     |     |       | CALUMET HS                         | 0   | 0   | 0   | 0   | 2   | 0   | 2     |
| STRINGTOWN HS                | 0   | 0   | 2   | 3   | 4   | 0   | 9     | SW COVENANT CHRISTIAN              | 0   | 0   | 0   | 0   | 0   | 0   | 0     |
| ATOKA HS                     | 3   | 2   | 0   | 2   | 1   | 6   | 14    | <b><u>Carter County</u></b>        |     |     |     |     |     |     |       |
| TUSHKA HS                    | 9   | 5   | 1   | 4   | 0   | 1   | 20    | ARDMORE HS                         | 1   | 2   | 0   | 2   | 8   | 6   | 19    |
| CANEY HS                     | 0   | 1   | 0   | 0   | 0   | 0   | 1     | SPRINGER HS                        | 0   | 0   | 0   | 0   | 0   | 0   | 0     |
| <b><u>Beaver County</u></b>  |     |     |     |     |     |     |       | PLAINVIEW HS - ARDMORE             | 1   | 0   | 1   | 4   | 1   | 1   | 8     |
| BEAVER HS                    | 0   | 0   | 0   | 0   | 0   | 0   | 0     | LONE GROVE HS                      | 12  | 1   | 3   | 9   | 2   | 1   | 28    |
| BALKO HS                     | 0   | 0   | 0   | 0   | 0   | 0   | 0     | WILSON HS - WILSON                 | 0   | 0   | 3   | 1   | 0   | 0   | 4     |
| FORGAN HS                    | 2   | 2   | 0   | 0   | 0   | 0   | 4     | HEALDTON HS                        | 0   | 0   | 0   | 0   | 1   | 0   | 1     |
| TURPIN HS                    | 2   | 0   | 2   | 1   | 1   | 0   | 6     | FOX HS                             | 0   | 0   | 0   | 1   | 0   | 0   | 1     |
| <b><u>Beckham County</u></b> |     |     |     |     |     |     |       | DICKSON HS                         | 1   | 0   | 0   | 0   | 1   | 1   | 3     |
| MERRITT HS                   | 0   | 0   | 0   | 0   | 0   | 1   | 1     | WILSON HS - HENRYETTA              | 0   | 0   | 0   | 0   | 0   | 0   | 0     |
| ELK CITY HS                  | 0   | 0   | 0   | 6   | 1   | 5   | 12    | <b><u>Cherokee County</u></b>      |     |     |     |     |     |     |       |
| SAYRE HIGH SCHOOL            | 8   | 2   | 3   | 10  | 21  | 9   | 53    | SEQUOYAH HS                        | 0   | 0   | 0   | 0   | 2   | 1   | 3     |
| CARTER HS                    | 0   | 0   | 0   | 0   | 3   | 1   | 4     | HULBERT HS                         | 0   | 0   | 0   | 1   | 0   | 1   | 2     |
| ERICK HS                     | 0   | 0   | 2   | 3   | 3   | 4   | 12    | TAHLEQUAH HS                       | 0   | 1   | 1   | 5   | 8   | 7   | 22    |
| <b><u>Blaine County</u></b>  |     |     |     |     |     |     |       | SEQUOYAH HS                        | 0   | 0   | 0   | 0   | 0   | 1   | 1     |
| OKEENE HS                    | 3   | 0   | 0   | 3   | 2   | 2   | 10    | <b><u>Choctaw County</u></b>       |     |     |     |     |     |     |       |
| WATONGA HS                   | 4   | 2   | 3   | 3   | 8   | 4   | 24    | BOSWELL SR HS                      | 0   | 0   | 0   | 0   | 0   | 1   | 1     |
| GEARY HS                     | 5   | 0   | 0   | 0   | 1   | 0   | 6     | FT TOWSON HS                       | 1   | 0   | 0   | 0   | 3   | 0   | 4     |
| CANTON SR HS                 | 0   | 2   | 1   | 2   | 0   | 3   | 8     | SOPER HS                           | 0   | 0   | 0   | 0   | 0   | 0   | 0     |
| <b><u>Bryan County</u></b>   |     |     |     |     |     |     |       | HUGO HS                            | 4   | 2   | 1   | 0   | 2   | 4   | 13    |
| SILO HS                      | 0   | 0   | 0   | 0   | 0   | 1   | 1     | <b><u>Cimaron County</u></b>       |     |     |     |     |     |     |       |
| ROCK CREEK HS                | 0   | 1   | 1   | 0   | 1   | 1   | 4     | BOISE CITY HS                      | 2   | 0   | 2   | 2   | 1   | 0   | 7     |
| ACHILLE HS                   | 0   | 0   | 0   | 0   | 0   | 0   | 0     | FELT HS                            | 1   | 0   | 1   | 0   | 1   | 0   | 3     |
| COLBERT HS                   | 0   | 1   | 1   | 1   | 2   | 2   | 7     | KEYES HS                           | 0   | 0   | 0   | 0   | 0   | 0   | 0     |
| CADDO HS                     | 0   | 0   | 0   | 0   | 1   | 3   | 4     | <b><u>Cleveland County</u></b>     |     |     |     |     |     |     |       |
| BENNINGTON SR HS             | 4   | 0   | 0   | 0   | 1   | 2   | 7     | MOORE HS                           | 0   | 1   | 1   | 3   | 5   | 5   | 15    |
| CALERA HS                    | 0   | 0   | 0   | 0   | 1   | 0   | 1     | WESTMOORE HS                       | 2   | 0   | 0   | 3   | 2   | 4   | 11    |
| DURANT HS                    | 4   | 1   | 3   | 4   | 6   | 3   | 21    | NORMAN HS                          | 2   | 1   | 2   | 1   | 7   | 10  | 23    |
| BRAY-DOYLE HS                | 0   | 0   | 0   | 0   | 0   | 1   | 1     | NORMAN HS NORTH                    | 0   | 0   | 0   | 1   | 2   | 1   | 4     |
| <b><u>Caddo County</u></b>   |     |     |     |     |     |     |       | NOBLE HS                           | 3   | 0   | 1   | 4   | 2   | 3   | 13    |
| RIVERSIDE INDIAN SCH         | 0   | 0   | 0   | 0   | 0   | 0   | 0     | LEXINGTON HS                       | 0   | 1   | 0   | 0   | 0   | 1   | 2     |
| HYDRO HS                     | 0   | 0   | 0   | 0   | 0   | 0   | 0     | LITTLE AXE HS                      | 1   | 0   | 0   | 0   | 1   | 2   | 4     |
| HYDRO-EAKLY HS               | 0   | 0   | 0   | 0   | 0   | 2   | 2     | <b><u>Coal County</u></b>          |     |     |     |     |     |     |       |
| LOOKEBA-SICKLES HS           | 0   | 1   | 0   | 1   | 3   | 2   | 7     | COALGATE HS                        | 0   | 0   | 0   | 1   | 1   | 0   | 2     |
| ANADARKO HS                  | 4   | 0   | 5   | 7   | 11  | 12  | 39    | TUPELO HS                          | 0   | 0   | 2   | 0   | 1   | 0   | 3     |
| CARNEGIE HS                  | 2   | 0   | 4   | 4   | 5   | 3   | 18    | OLNEY HS                           | 1   | 0   | 0   | 2   | 1   | 0   | 4     |
| APACHE HS                    | 1   | 0   | 0   | 5   | 5   | 5   | 16    | <b><u>Comanche County</u></b>      |     |     |     |     |     |     |       |
| CYRIL HS                     | 0   | 0   | 0   | 0   | 2   | 2   | 4     | CACHE SR HS                        | 1   | 1   | 1   | 0   | 1   | 2   | 6     |
| GRACEMONT HS                 | 0   | 0   | 0   | 0   | 0   | 0   | 0     | INDIAHOMA HS                       | 0   | 0   | 0   | 1   | 0   | 0   | 1     |
| EAKLY HS                     | 0   | 0   | 0   | 3   | 0   | 0   | 3     | STERLING HS                        | 0   | 0   | 0   | 0   | 0   | 0   | 0     |

| County/High School                    | '96 | '97 | '98 | '99 | '00 | '01 | Total |
|---------------------------------------|-----|-----|-----|-----|-----|-----|-------|
| <b><u>Comanche County (cont.)</u></b> |     |     |     |     |     |     |       |
| GERONIMO HS                           | 0   | 0   | 0   | 0   | 0   | 1   | 1     |
| EISENHOWER HS                         | 2   | 2   | 3   | 4   | 3   | 3   | 17    |
| LAWTON HS                             | 0   | 0   | 2   | 2   | 10  | 9   | 23    |
| MAC ARTHUR HS                         | 1   | 1   | 3   | 9   | 1   | 4   | 19    |
| TAFT ALT. ACADEMY                     | 0   | 0   | 0   | 0   | 0   | 0   | 0     |
| FLETCHER HS                           | 0   | 0   | 1   | 0   | 2   | 0   | 3     |
| ELGIN HS                              | 0   | 0   | 0   | 2   | 0   | 0   | 2     |
| CHATTANOOGA HS                        | 0   | 0   | 0   | 0   | 0   | 0   | 0     |
| <b><u>Cotton County</u></b>           |     |     |     |     |     |     |       |
| WALTERS HS                            | 2   | 0   | 0   | 0   | 2   | 2   | 6     |
| TEMPLE HS                             | 0   | 0   | 0   | 0   | 0   | 0   | 0     |
| BIG PASTURE HS                        | 0   | 0   | 0   | 0   | 0   | 0   | 0     |
| <b><u>Craig County</u></b>            |     |     |     |     |     |     |       |
| WHITE OAK HS                          | 0   | 0   | 1   | 0   | 1   | 0   | 2     |
| KETCHUM HS                            | 0   | 0   | 1   | 1   | 7   | 4   | 13    |
| WELCH HS                              | 0   | 1   | 0   | 0   | 1   | 0   | 2     |
| BLUEJACKET HS                         | 1   | 0   | 0   | 0   | 0   | 0   | 1     |
| VINITA HS                             | 0   | 0   | 0   | 1   | 4   | 1   | 6     |
| <b><u>Creek County</u></b>            |     |     |     |     |     |     |       |
| BRISTOW HS                            | 7   | 1   | 3   | 6   | 5   | 5   | 27    |
| MANNFORD HS                           | 3   | 4   | 2   | 7   | 5   | 3   | 24    |
| MOUNDS HS                             | 1   | 0   | 0   | 1   | 5   | 1   | 8     |
| OLIVE HS                              | 0   | 1   | 0   | 4   | 0   | 5   | 10    |
| KIEFER HS                             | 0   | 0   | 2   | 0   | 0   | 0   | 2     |
| OILTON HS                             | 0   | 0   | 0   | 0   | 0   | 0   | 0     |
| DEPEW HS                              | 1   | 4   | 2   | 7   | 6   | 2   | 22    |
| KELLYVILLE HS                         | 0   | 0   | 0   | 0   | 1   | 0   | 1     |
| SAPULPA HS                            | 0   | 0   | 1   | 2   | 1   | 3   | 7     |
| DRUMRIGHT HS                          | 0   | 0   | 0   | 1   | 0   | 1   | 2     |
| <b><u>Custer County</u></b>           |     |     |     |     |     |     |       |
| CARNEGIE HS                           | 0   | 0   | 0   | 0   | 0   | 0   | 0     |
| ARAPAHO HS                            | 0   | 0   | 1   | 0   | 2   | 2   | 5     |
| THOMAS HS                             | 0   | 0   | 0   | 1   | 1   | 6   | 8     |
| WEATHERFORD HS                        | 3   | 2   | 5   | 1   | 4   | 4   | 19    |
| BUTLER HS                             | 2   | 1   | 0   | 1   | 2   | 1   | 7     |
| CLINTON HS                            | 0   | 0   | 1   | 0   | 1   | 2   | 4     |
| <b><u>Delaware County</u></b>         |     |     |     |     |     |     |       |
| JAY HS                                | 1   | 0   | 0   | 1   | 1   | 0   | 3     |
| GROVE HS - GROVE                      | 9   | 5   | 1   | 1   | 3   | 6   | 25    |
| KANSAS HS                             | 0   | 1   | 1   | 1   | 0   | 2   | 5     |
| COLCORD HS                            | 2   | 0   | 0   | 3   | 2   | 3   | 10    |
| OAKS MISSION HS                       | 1   | 0   | 0   | 0   | 0   | 1   | 2     |
| <b><u>Dewey County</u></b>            |     |     |     |     |     |     |       |
| VICI HS                               | 5   | 3   | 0   | 0   | 0   | 0   | 8     |
| SEILING HS                            | 0   | 1   | 2   | 2   | 5   | 2   | 12    |
| TALOGA HS                             | 0   | 0   | 0   | 0   | 0   | 0   | 0     |
| <b><u>Ellis County</u></b>            |     |     |     |     |     |     |       |
| FARGO HS                              | 0   | 1   | 1   | 1   | 2   | 1   | 6     |
| ARNETT HS                             | 2   | 0   | 1   | 1   | 3   | 2   | 9     |
| GAGE HS                               | 3   | 1   | 1   | 0   | 0   | 0   | 5     |
| SHATTUCK HS                           | 0   | 0   | 0   | 2   | 7   | 0   | 9     |
| <b><u>Garfield County</u></b>         |     |     |     |     |     |     |       |
| WAUKOMIS HS                           | 0   | 0   | 0   | 0   | 0   | 0   | 0     |
| KREMLIN HS                            | 0   | 0   | 0   | 0   | 3   | 0   | 3     |

| County/High School                    | '96 | '97 | '98 | '99 | '00 | '01 | Total |
|---------------------------------------|-----|-----|-----|-----|-----|-----|-------|
| <b><u>Garfield County (cont.)</u></b> |     |     |     |     |     |     |       |
| CHISHOLM HS                           | 2   | 1   | 1   | 1   | 1   | 1   | 7     |
| GARBER HS                             | 0   | 0   | 0   | 2   | 1   | 0   | 3     |
| PIONEER-PLEASANT VALE                 | 0   | 1   | 2   | 6   | 1   | 4   | 14    |
| ENID HS                               | 8   | 3   | 2   | 6   | 8   | 10  | 37    |
| LINCOLN ALT. SCHOOL                   | 0   | 0   | 0   | 0   | 0   | 0   | 0     |
| DRUMMOND HS                           | 0   | 0   | 0   | 2   | 0   | 0   | 2     |
| COVINGTON-DOUGLAS HS                  | 1   | 2   | 1   | 0   | 1   | 2   | 7     |
| OKLA BIBLE ACADEMY                    | 0   | 0   | 0   | 0   | 2   | 1   | 3     |
| <b><u>Garvin County</u></b>           |     |     |     |     |     |     |       |
| STRATFORD HS                          | 0   | 0   | 1   | 0   | 3   | 4   | 8     |
| PAOLI HS                              | 0   | 1   | 0   | 0   | 0   | 5   | 6     |
| MAYSVILLE HS                          | 0   | 0   | 0   | 1   | 3   | 3   | 7     |
| LINDSAY HS                            | 1   | 1   | 2   | 0   | 0   | 1   | 5     |
| PAULS VALLEY HS                       | 3   | 1   | 3   | 1   | 3   | 2   | 13    |
| WYNNEWOOD HS                          | 1   | 1   | 1   | 2   | 2   | 6   | 13    |
| ELMORE CITY HS                        | 0   | 1   | 2   | 0   | 1   | 1   | 5     |
| <b><u>Grady County</u></b>            |     |     |     |     |     |     |       |
| CHICKASHA HS                          | 4   | 0   | 0   | 4   | 2   | 3   | 13    |
| MINCO HS                              | 0   | 0   | 0   | 1   | 2   | 4   | 7     |
| NINNEKAH HS                           | 0   | 1   | 0   | 0   | 0   | 0   | 1     |
| ALEX HS                               | 0   | 0   | 1   | 0   | 0   | 3   | 4     |
| RUSH SPRINGS HS                       | 0   | 0   | 1   | 1   | 1   | 2   | 5     |
| BRIDGE CREEK HS                       | 1   | 0   | 0   | 0   | 0   | 0   | 1     |
| TUTTLE HS                             | 0   | 0   | 0   | 3   | 0   | 0   | 3     |
| VERDEN HS                             | 0   | 0   | 1   | 0   | 0   | 1   | 2     |
| AMBER-POCASSET HS                     | 0   | 0   | 0   | 0   | 0   | 0   | 0     |
| <b><u>Grant County</u></b>            |     |     |     |     |     |     |       |
| WAKITA HS                             | 0   | 0   | 0   | 1   | 1   | 2   | 4     |
| MEDFORD HS                            | 0   | 0   | 1   | 0   | 0   | 4   | 5     |
| POND CREEK-HUNTER HS                  | 0   | 0   | 1   | 1   | 1   | 2   | 5     |
| DEER CREEK-LAMONT HS                  | 0   | 0   | 0   | 2   | 1   | 0   | 3     |
| <b><u>Greer County</u></b>            |     |     |     |     |     |     |       |
| MANGUM HS                             | 4   | 0   | 0   | 0   | 0   | 2   | 6     |
| GRANITE HS                            | 2   | 0   | 0   | 3   | 2   | 3   | 10    |
| <b><u>Harmon County</u></b>           |     |     |     |     |     |     |       |
| HOLLIS HS                             | 9   | 5   | 2   | 4   | 8   | 7   | 35    |
| <b><u>Harper County</u></b>           |     |     |     |     |     |     |       |
| LAVERNE HS                            | 0   | 1   | 0   | 4   | 1   | 2   | 8     |
| BUFFALO HS                            | 3   | 0   | 7   | 2   | 7   | 3   | 22    |
| <b><u>Haskell County</u></b>          |     |     |     |     |     |     |       |
| KINTA HS                              | 0   | 0   | 0   | 0   | 1   | 0   | 1     |
| STIGLER HS                            | 3   | 0   | 0   | 0   | 1   | 2   | 6     |
| MC CURTAIN HS                         | 1   | 0   | 0   | 1   | 0   | 1   | 3     |
| KEOTA HS                              | 3   | 0   | 0   | 0   | 4   | 1   | 8     |
| <b><u>Hughes County</u></b>           |     |     |     |     |     |     |       |
| MOSS HS                               | 3   | 0   | 3   | 6   | 2   | 0   | 14    |
| WETUMKA HS                            | 0   | 0   | 1   | 0   | 2   | 0   | 3     |
| DUSTIN HS                             | 3   | 2   | 0   | 0   | 0   | 0   | 5     |
| HOLDENVILLE HS                        | 0   | 0   | 0   | 0   | 7   | 4   | 11    |
| CALVIN HS                             | 0   | 1   | 0   | 2   | 3   | 4   | 10    |
| STUART HS                             | 6   | 3   | 0   | 2   | 1   | 2   | 14    |
| <b><u>Jackson County</u></b>          |     |     |     |     |     |     |       |
| NAVAJO HS                             | 4   | 1   | 2   | 0   | 0   | 1   | 8     |
| DUKE HS                               | 0   | 1   | 0   | 0   | 0   | 0   | 1     |

| <u>County/High School</u>            | <u>'96</u> | <u>'97</u> | <u>'98</u> | <u>'99</u> | <u>'00</u> | <u>'01</u> | <u>Total</u> | <u>County/High School</u>            | <u>'96</u> | <u>'97</u> | <u>'98</u> | <u>'99</u> | <u>'00</u> | <u>'01</u> | <u>Total</u> |
|--------------------------------------|------------|------------|------------|------------|------------|------------|--------------|--------------------------------------|------------|------------|------------|------------|------------|------------|--------------|
| <b><u>Jackson County (cont.)</u></b> |            |            |            |            |            |            |              | <b><u>Lincoln County (cont.)</u></b> |            |            |            |            |            |            |              |
| ALTUS HS                             | 3          | 0          | 1          | 1          | 4          | 3          | 12           | WELLSTON HS                          | 0          | 0          | 0          | 0          | 0          | 1          | 1            |
| ELDORADO HS                          | 0          | 0          | 0          | 0          | 0          | 0          | 0            | STROUD HS                            | 1          | 0          | 0          | 1          | 0          | 8          | 10           |
| OLUSTEE HS                           | 0          | 0          | 0          | 0          | 0          | 0          | 0            | MEEKER HS                            | 6          | 3          | 4          | 4          | 3          | 2          | 22           |
| BLAIR HS                             | 0          | 0          | 0          | 1          | 0          | 0          | 1            | PRAGUE SR HS                         | 0          | 0          | 0          | 0          | 2          | 0          | 2            |
| <b><u>Jefferson County</u></b>       |            |            |            |            |            |            |              | <b><u>Logan County</u></b>           |            |            |            |            |            |            |              |
| RYAN HS                              | 0          | 0          | 0          | 2          | 1          | 0          | 3            | GUTHRIE HS                           | 1          | 2          | 3          | 0          | 1          | 0          | 7            |
| RINGLING HS                          | 1          | 0          | 2          | 3          | 3          | 2          | 11           | CRESCENT HS                          | 0          | 0          | 0          | 1          | 0          | 2          | 3            |
| WAURIKA HS                           | 0          | 0          | 1          | 1          | 3          | 2          | 7            | MULHALL-ORLANDO HS                   | 1          | 0          | 1          | 2          | 1          | 1          | 6            |
| <b><u>Johnston County</u></b>        |            |            |            |            |            |            |              | <b><u>Love County</u></b>            |            |            |            |            |            |            |              |
| MILL CREEK HS                        | 0          | 0          | 0          | 1          | 1          | 0          | 2            | THACKERVILLE HS                      | 2          | 0          | 0          | 0          | 0          | 0          | 2            |
| TISHOMINGO HS                        | 0          | 0          | 1          | 1          | 2          | 1          | 5            | TURNER HS                            | 0          | 0          | 0          | 2          | 2          | 0          | 4            |
| MILBURN HS                           | 0          | 0          | 0          | 0          | 0          | 0          | 0            | MARIETTA HS                          | 0          | 3          | 1          | 1          | 3          | 0          | 8            |
| COLEMAN HS                           | 0          | 0          | 0          | 0          | 0          | 0          | 0            | <b><u>Major County</u></b>           |            |            |            |            |            |            |              |
| WAPANUCKA HS                         | 0          | 0          | 0          | 0          | 0          | 1          | 1            | RINGWOOD HS                          | 0          | 1          | 0          | 0          | 1          | 0          | 2            |
| <b><u>Kay County</u></b>             |            |            |            |            |            |            |              | <b><u>Marshall County</u></b>        |            |            |            |            |            |            |              |
| BRAMAN HS                            | 0          | 0          | 0          | 1          | 0          | 0          | 1            | MADILL HS                            | 1          | 1          | 0          | 2          | 1          | 4          | 9            |
| NEWKIRK HS                           | 3          | 0          | 0          | 0          | 3          | 1          | 7            | KINGSTON HS                          | 0          | 0          | 0          | 0          | 0          | 0          | 0            |
| BLACKWELL HS                         | 0          | 0          | 1          | 6          | 1          | 3          | 11           | <b><u>Mayes County</u></b>           |            |            |            |            |            |            |              |
| PONCA CITY HS                        | 1          | 1          | 1          | 4          | 2          | 3          | 12           | PRYOR HS                             | 6          | 2          | 0          | 6          | 4          | 4          | 22           |
| TONKAWA HS                           | 0          | 0          | 1          | 0          | 1          | 2          | 4            | ADAIR HS                             | 4          | 1          | 0          | 0          | 2          | 2          | 9            |
| <b><u>Kingfisher County</u></b>      |            |            |            |            |            |            |              | <b><u>McClain County</u></b>         |            |            |            |            |            |            |              |
| DOVER HS                             | 0          | 0          | 0          | 0          | 0          | 1          | 1            | NEWCASTLE HS                         | 4          | 0          | 1          | 1          | 0          | 0          | 6            |
| LOMEGA HS                            | 1          | 0          | 1          | 3          | 3          | 3          | 11           | DIBBLE HS                            | 0          | 0          | 0          | 0          | 1          | 1          | 2            |
| KINGFISHER HS                        | 2          | 0          | 4          | 2          | 2          | 3          | 13           | WASHINGTON HS                        | 5          | 1          | 0          | 1          | 0          | 2          | 9            |
| HENNESSEY HS                         | 1          | 0          | 1          | 0          | 0          | 2          | 4            | WAYNE HS                             | 0          | 0          | 0          | 0          | 1          | 2          | 3            |
| CASHION HS                           | 0          | 0          | 1          | 1          | 1          | 0          | 3            | PURCELL HS                           | 2          | 1          | 0          | 1          | 4          | 2          | 10           |
| OKARCHE HS                           | 0          | 0          | 0          | 1          | 0          | 0          | 1            | BLANCHARD HS                         | 0          | 0          | 0          | 2          | 1          | 5          | 8            |
| <b><u>Kiowa County</u></b>           |            |            |            |            |            |            |              | <b><u>McCurtain County</u></b>       |            |            |            |            |            |            |              |
| HOBART HS                            | 4          | 1          | 1          | 5          | 4          | 4          | 19           | IDABEL HS                            | 1          | 0          | 6          | 4          | 0          | 3          | 14           |
| LONE WOLF HS                         | 0          | 0          | 0          | 0          | 1          | 0          | 1            | HAWORTH HS                           | 1          | 0          | 0          | 0          | 0          | 1          | 2            |
| MOUNTAIN VIEW-GOTEBO                 | 4          | 5          | 3          | 6          | 9          | 3          | 30           | VALLIANT HS                          | 3          | 0          | 4          | 5          | 2          | 9          | 23           |
| SNYDER HS                            | 1          | 1          | 0          | 1          | 0          | 1          | 4            | EAGLETOWN HS                         | 0          | 0          | 1          | 2          | 2          | 0          | 5            |
| <b><u>Latimer County</u></b>         |            |            |            |            |            |            |              | <b><u>McIntosh County</u></b>        |            |            |            |            |            |            |              |
| WILBURTON HS                         | 0          | 0          | 0          | 0          | 0          | 0          | 0            | EUFAULA HS                           | 0          | 0          | 0          | 1          | 5          | 11         | 17           |
| RED OAK HS                           | 0          | 0          | 0          | 1          | 0          | 0          | 1            | CHECOTAH HS                          | 4          | 0          | 0          | 2          | 2          | 2          | 10           |
| BUFFALO VALLEY H S                   | 0          | 0          | 0          | 2          | 1          | 2          | 5            | MIDWAY HS                            | 0          | 0          | 0          | 0          | 0          | 1          | 1            |
| PANOLA HS                            | 0          | 0          | 0          | 0          | 2          | 0          | 2            | HANNA HS                             | 0          | 1          | 1          | 3          | 0          | 1          | 6            |
| <b><u>LeFlore County</u></b>         |            |            |            |            |            |            |              | <b><u>Murray County</u></b>          |            |            |            |            |            |            |              |
| SPIRO HS                             | 2          | 0          | 2          | 0          | 1          | 1          | 6            | OKLA SCH FOR DEAF                    | 0          | 0          | 1          | 0          | 0          | 1          | 2            |
| HEAVENER HS                          | 0          | 0          | 0          | 0          | 0          | 0          | 0            | SULPHUR HS                           | 4          | 6          | 2          | 3          | 5          | 3          | 23           |
| POCOLA HS                            | 1          | 0          | 0          | 0          | 1          | 0          | 2            |                                      |            |            |            |            |            |            |              |
| LE FLORE HS                          | 5          | 5          | 0          | 2          | 0          | 0          | 12           |                                      |            |            |            |            |            |            |              |
| CAMERON HS                           | 0          | 0          | 1          | 0          | 3          | 3          | 7            |                                      |            |            |            |            |            |            |              |
| PANAMA SR HS                         | 0          | 0          | 1          | 0          | 0          | 0          | 1            |                                      |            |            |            |            |            |            |              |
| BOKOSHE HS                           | 1          | 0          | 4          | 3          | 1          | 1          | 10           |                                      |            |            |            |            |            |            |              |
| POTEAU HS                            | 0          | 0          | 0          | 0          | 2          | 1          | 3            |                                      |            |            |            |            |            |            |              |
| WISTER HS                            | 3          | 0          | 0          | 1          | 0          | 1          | 5            |                                      |            |            |            |            |            |            |              |
| TALIHINA HS                          | 0          | 0          | 0          | 1          | 2          | 1          | 4            |                                      |            |            |            |            |            |            |              |
| WHITESBORO HS                        | 0          | 0          | 0          | 0          | 2          | 0          | 2            |                                      |            |            |            |            |            |            |              |
| HOWE HS                              | 0          | 0          | 0          | 0          | 0          | 0          | 0            |                                      |            |            |            |            |            |            |              |
| ARKOMA HS                            | 0          | 0          | 1          | 1          | 1          | 1          | 4            |                                      |            |            |            |            |            |            |              |
| <b><u>Lincoln County</u></b>         |            |            |            |            |            |            |              |                                      |            |            |            |            |            |            |              |
| CHANDLER HS                          | 2          | 0          | 2          | 2          | 3          | 0          | 9            |                                      |            |            |            |            |            |            |              |
| DAVENPORT JR-SR HS                   | 0          | 2          | 1          | 4          | 2          | 1          | 10           |                                      |            |            |            |            |            |            |              |

| <u>County/High School</u>           | <u>'96</u> | <u>'97</u> | <u>'98</u> | <u>'99</u> | <u>'00</u> | <u>'01</u> | <u>Total</u> | <u>County/High School</u>             | <u>'96</u> | <u>'97</u> | <u>'98</u> | <u>'99</u> | <u>'00</u> | <u>'01</u> | <u>Total</u> |
|-------------------------------------|------------|------------|------------|------------|------------|------------|--------------|---------------------------------------|------------|------------|------------|------------|------------|------------|--------------|
| <b><u>Murray County (cont.)</u></b> |            |            |            |            |            |            |              | <b><u>Oklahoma County (cont.)</u></b> |            |            |            |            |            |            |              |
| DAVIS HS                            | 2          | 0          | 0          | 1          | 1          | 2          | 6            | EMERSON ALT. ED. CTR.                 | 0          | 0          | 0          | 1          | 0          | 0          | 1            |
| <b><u>Muskogee County</u></b>       |            |            |            |            |            |            |              | U. S. GRANT HS                        | 2          | 0          | 4          | 5          | 11         | 8          | 30           |
| PARKVIEW-OK SCH BLIND               | 0          | 0          | 0          | 0          | 0          | 0          | 0            | BELLE ISLE HS                         | 0          | 0          | 0          | 0          | 0          | 0          | 0            |
| HASKELL HS                          | 1          | 0          | 0          | 0          | 1          | 0          | 2            | JOHN MARSHALL HS                      | 6          | 1          | 0          | 3          | 4          | 10         | 24           |
| FT GIBSON HS                        | 4          | 1          | 2          | 0          | 4          | 0          | 11           | NORTHEAST ACADEMY                     | 2          | 0          | 1          | 2          | 3          | 11         | 19           |
| BOYNTON HS                          | 0          | 0          | 1          | 0          | 0          | 0          | 1            | NORTHWEST CLASSEN HS                  | 4          | 0          | 0          | 3          | 13         | 10         | 30           |
| WEBBERS FALLS HS                    | 0          | 1          | 0          | 0          | 1          | 2          | 4            | SOUTHEAST HS                          | 1          | 1          | 4          | 8          | 4          | 11         | 29           |
| OKTAHA HS                           | 2          | 0          | 0          | 0          | 0          | 0          | 2            | STAR SPENCER HS                       | 2          | 0          | 0          | 0          | 1          | 1          | 4            |
| MUSKOGEE HS                         | 1          | 2          | 0          | 1          | 2          | 5          | 11           | SEEWORTH ACADEMY                      | 0          | 0          | 0          | 0          | 0          | 0          | 0            |
| HILLDALE HS                         | 0          | 0          | 0          | 0          | 1          | 0          | 1            | CASADY SCHOOL                         | 0          | 0          | 0          | 0          | 0          | 0          | 0            |
| BRAGGS HS                           | 0          | 0          | 2          | 0          | 0          | 0          | 2            | MT ST MARYS HS                        | 0          | 0          | 0          | 0          | 2          | 0          | 2            |
| WARNER HS                           | 0          | 0          | 0          | 0          | 0          | 0          | 0            | BISHOP MC GUINNESS                    | 0          | 0          | 0          | 0          | 0          | 1          | 1            |
| PORUM HS                            | 0          | 0          | 0          | 0          | 0          | 0          | 0            | CHRISTIAN HERITAGE ACD                | 0          | 0          | 0          | 0          | 0          | 0          | 0            |
| <b><u>Noble County</u></b>          |            |            |            |            |            |            |              | GRACE CHRISTIAN ACAD                  | 0          | 0          | 0          | 0          | 0          | 0          | 0            |
| PERRY HS                            | 2          | 1          | 0          | 0          | 1          | 2          | 6            | OKLA CHRISTIAN SCHOOL                 | 0          | 0          | 0          | 0          | 0          | 0          | 0            |
| BILLINGS HS                         | 0          | 0          | 0          | 0          | 0          | 0          | 0            | OKLA CHRISTIAN ACAD                   | 0          | 0          | 0          | 0          | 0          | 0          | 0            |
| FRONTIER HS                         | 0          | 0          | 0          | 1          | 0          | 0          | 1            | LIFE CHRISTIAN ACADEMY                | 0          | 0          | 0          | 0          | 0          | 0          | 0            |
| MORRISON HS                         | 1          | 1          | 1          | 1          | 2          | 1          | 7            | OSSM                                  | 4          | 4          | 1          | 3          | 0          | 2          | 14           |
| <b><u>Nowata County</u></b>         |            |            |            |            |            |            |              | <b><u>Oklmulgee County</u></b>        |            |            |            |            |            |            |              |
| OKLAHOMA UNION HS                   | 0          | 0          | 0          | 0          | 1          | 1          | 2            | OKMULGEE HS                           | 9          | 1          | 0          | 3          | 5          | 9          | 27           |
| NOWATA HS                           | 1          | 0          | 0          | 1          | 1          | 0          | 3            | HENRYETTA HS                          | 0          | 0          | 0          | 0          | 0          | 0          | 0            |
| S COFFEYVILLE HS                    | 0          | 0          | 0          | 0          | 0          | 0          | 0            | MORRIS HS                             | 2          | 0          | 0          | 0          | 1          | 3          | 6            |
| <b><u>Okfuskee County</u></b>       |            |            |            |            |            |            |              | BEGGS HS                              | 3          | 1          | 0          | 0          | 0          | 1          | 5            |
| MASON HS                            | 1          | 0          | 0          | 0          | 0          | 0          | 1            | PRESTON HS                            | 1          | 3          | 1          | 4          | 5          | 2          | 16           |
| BOLEY HS                            | 0          | 0          | 0          | 1          | 1          | 1          | 3            | SCHULTER HS                           | 0          | 0          | 0          | 0          | 0          | 0          | 0            |
| PADEN HS                            | 1          | 0          | 0          | 3          | 3          | 1          | 8            | WILSON HS - HENRYETTA                 | 2          | 1          | 1          | 1          | 0          | 1          | 6            |
| OKEMAH HS                           | 1          | 1          | 1          | 1          | 0          | 4          | 8            | DEWAR HS                              | 0          | 1          | 0          | 0          | 0          | 0          | 1            |
| WELEETKA HS                         | 0          | 0          | 0          | 0          | 0          | 1          | 1            | <b><u>Osage County</u></b>            |            |            |            |            |            |            |              |
| GRAHAM HS                           | 1          | 0          | 0          | 0          | 0          | 0          | 1            | PAWHUSKA HS                           | 1          | 2          | 2          | 3          | 3          | 2          | 13           |
| <b><u>Oklahoma County</u></b>       |            |            |            |            |            |            |              | SHIDLER HS                            | 1          | 0          | 0          | 1          | 3          | 1          | 6            |
| HARVEST CHRISTIAN                   | 0          | 0          | 0          | 0          | 0          | 0          | 0            | BARNSDALL HS                          | 0          | 1          | 0          | 1          | 0          | 0          | 2            |
| PUTNAM CITY HS                      | 2          | 0          | 6          | 2          | 5          | 6          | 21           | WYNONA HS                             | 0          | 0          | 0          | 1          | 0          | 0          | 1            |
| PUTNAM CITY NORTH HS                | 0          | 0          | 0          | 0          | 1          | 0          | 1            | HOMINY HS                             | 2          | 1          | 0          | 1          | 2          | 0          | 6            |
| PUTNAM CITY WEST HS                 | 2          | 0          | 3          | 4          | 7          | 4          | 20           | PRUE HS                               | 1          | 0          | 0          | 0          | 1          | 2          | 4            |
| PUTNAM CITY ACADEMY                 | 0          | 0          | 0          | 0          | 0          | 0          | 0            | WOODLAND HS                           | 4          | 1          | 0          | 1          | 0          | 0          | 6            |
| LUTHER HS                           | 1          | 0          | 0          | 0          | 1          | 1          | 3            | <b><u>Ottawa County</u></b>           |            |            |            |            |            |            |              |
| CHOCTAW HS                          | 8          | 0          | 1          | 1          | 1          | 0          | 11           | WYANDOTTE HS                          | 1          | 1          | 1          | 0          | 2          | 0          | 5            |
| DEER CREEK HS                       | 0          | 0          | 0          | 0          | 0          | 0          | 0            | QUAPAW HS                             | 0          | 0          | 0          | 0          | 0          | 1          | 1            |
| HARRAH HS                           | 3          | 0          | 0          | 0          | 1          | 0          | 4            | PICHER-CARDIN HS                      | 0          | 1          | 1          | 2          | 2          | 1          | 7            |
| JONES HS                            | 0          | 0          | 0          | 1          | 0          | 1          | 2            | COMMERCE HS                           | 0          | 1          | 0          | 2          | 0          | 2          | 5            |
| EDMOND MEMORIAL HS                  | 0          | 0          | 0          | 0          | 1          | 1          | 2            | MIAMI HS                              | 1          | 0          | 0          | 1          | 2          | 3          | 7            |
| EDMOND NORTH HS                     | 0          | 0          | 1          | 0          | 1          | 2          | 4            | AFTON HS                              | 1          | 0          | 1          | 1          | 3          | 2          | 8            |
| SANTA FE HS                         | 0          | 0          | 0          | 0          | 2          | 1          | 3            | FAIRLAND HS                           | 5          | 1          | 0          | 0          | 0          | 0          | 6            |
| BOULEVARD ACADEMY                   | 0          | 0          | 0          | 0          | 0          | 0          | 0            | <b><u>Pawnee County</u></b>           |            |            |            |            |            |            |              |
| MILLWOOD HS                         | 2          | 0          | 1          | 0          | 5          | 2          | 10           | PAWNEE HS                             | 6          | 1          | 0          | 0          | 2          | 1          | 10           |
| WESTERN HGTS HS                     | 6          | 2          | 5          | 15         | 9          | 10         | 47           | CLEVELAND HS                          | 3          | 0          | 1          | 2          | 7          | 1          | 14           |
| CARL ALBERT HS                      | 3          | 0          | 3          | 0          | 2          | 1          | 9            | <b><u>Payne County</u></b>            |            |            |            |            |            |            |              |
| DEL CITY HS                         | 7          | 2          | 0          | 5          | 6          | 3          | 23           | RIPLEY HS                             | 3          | 0          | 0          | 3          | 3          | 3          | 12           |
| MIDWEST CITY HS                     | 6          | 1          | 1          | 2          | 4          | 3          | 17           | STILLWATER HS                         | 2          | 3          | 0          | 6          | 4          | 4          | 19           |
| CROOKED OAK HS                      | 1          | 0          | 2          | 2          | 2          | 4          | 11           | LINCOLN ACADEMY                       | 0          | 0          | 0          | 0          | 0          | 0          | 0            |
| BETHANY HS                          | 0          | 0          | 1          | 0          | 0          | 4          | 5            | PERKINS-TRYON HS                      | 1          | 0          | 1          | 4          | 3          | 3          | 12           |
| CAPITOL HILL HS                     | 5          | 0          | 0          | 0          | 0          | 1          | 6            | CUSHING HS                            | 1          | 0          | 2          | 0          | 0          | 1          | 4            |
| CLASSEN ADV. - HS                   | 0          | 2          | 2          | 3          | 5          | 4          | 16           | GLENCOE HS                            | 0          | 0          | 0          | 0          | 1          | 0          | 1            |
| DOUGLASS HS                         | 4          | 0          | 4          | 3          | 1          | 3          | 15           | YALE HS                               | 0          | 2          | 2          | 0          | 0          | 1          | 5            |

| <u>County/High School</u>         | '96 | '97 | '98 | '99 | '00 | '01 | Total | <u>County/High School</u>             | '96 | '97 | '98 | '99 | '00 | '01 | Total |
|-----------------------------------|-----|-----|-----|-----|-----|-----|-------|---------------------------------------|-----|-----|-----|-----|-----|-----|-------|
| <b><u>Pittsburg County</u></b>    |     |     |     |     |     |     |       | <b><u>Seminole County (cont.)</u></b> |     |     |     |     |     |     |       |
| HARTSHORNE HS                     | 1   | 1   | 1   | 1   | 0   | 4   | 8     | BOWLEGS HS                            | 0   | 0   | 0   | 0   | 3   | 1   | 4     |
| CANADIAN HS                       | 0   | 0   | 0   | 1   | 2   | 3   | 6     | KONAWA HS                             | 0   | 0   | 0   | 4   | 5   | 0   | 9     |
| HAILEYVILLE HS                    | 0   | 0   | 0   | 2   | 0   | 0   | 2     | NEW LIMA HS                           | 0   | 0   | 1   | 0   | 0   | 0   | 1     |
| KIOWA HS                          | 2   | 1   | 0   | 0   | 0   | 1   | 4     | VARNUM HS                             | 2   | 1   | 1   | 1   | 0   | 2   | 7     |
| QUINTON HS                        | 1   | 2   | 0   | 1   | 1   | 4   | 9     | SASAKWA HS                            | 0   | 0   | 0   | 0   | 0   | 0   | 0     |
| INDIANOLA HS                      | 0   | 1   | 0   | 1   | 1   | 0   | 3     | STROTHER HS                           | 3   | 0   | 0   | 1   | 0   | 1   | 5     |
| CROWDER HS                        | 2   | 0   | 4   | 2   | 5   | 2   | 15    | BUTNER HS                             | 2   | 0   | 0   | 1   | 2   | 0   | 5     |
| SAVANNA HS                        | 0   | 0   | 0   | 0   | 1   | 0   | 1     | <b><u>Sequoyah County</u></b>         |     |     |     |     |     |     |       |
| PITTSBURG HS                      | 0   | 0   | 0   | 0   | 1   | 0   | 1     | WEBBERS FALLS HS                      | 0   | 0   | 0   | 0   | 0   | 1   | 1     |
| MC ALESTER HS                     | 8   | 11  | 4   | 13  | 8   | 18  | 62    | SALLISAW HS                           | 4   | 0   | 3   | 2   | 3   | 6   | 18    |
| <b><u>Ponotoc County</u></b>      |     |     |     |     |     |     |       | VIAN HS                               | 0   | 0   | 0   | 0   | 0   | 4   | 4     |
| ALLEN HS                          | 0   | 0   | 1   | 1   | 0   | 4   | 6     | MULDROW HS                            | 3   | 0   | 0   | 0   | 0   | 4   | 7     |
| VANOSS HS                         | 1   | 0   | 0   | 0   | 0   | 0   | 1     | GANS HS                               | 0   | 0   | 0   | 0   | 0   | 0   | 0     |
| BYNG HS                           | 6   | 0   | 4   | 0   | 2   | 2   | 14    | ROLAND HS                             | 1   | 0   | 0   | 1   | 2   | 0   | 4     |
| ADA HS                            | 2   | 2   | 0   | 0   | 4   | 1   | 9     | GORE HS                               | 0   | 0   | 0   | 1   | 3   | 5   | 9     |
| MC LISH HS                        | 0   | 0   | 0   | 0   | 0   | 2   | 2     | CENTRAL HS-SALLISAW                   | 0   | 0   | 0   | 0   | 0   | 1   | 1     |
| LATTA HS                          | 2   | 1   | 1   | 1   | 5   | 2   | 12    | <b><u>Stephens County</u></b>         |     |     |     |     |     |     |       |
| STONEWALL HS                      | 0   | 0   | 1   | 1   | 1   | 0   | 3     | DUNCAN HS                             | 1   | 0   | 1   | 2   | 0   | 1   | 5     |
| ROFF HS                           | 0   | 0   | 1   | 3   | 3   | 1   | 8     | COMANCHE HS                           | 0   | 0   | 1   | 1   | 1   | 0   | 3     |
| <b><u>Pottawatomie County</u></b> |     |     |     |     |     |     |       | MARLOW HS                             | 1   | 0   | 0   | 0   | 1   | 1   | 3     |
| MC LOUD HS                        | 1   | 1   | 1   | 0   | 1   | 2   | 6     | VELMA-ALMA HS                         | 0   | 0   | 1   | 0   | 1   | 4   | 6     |
| DALE HS                           | 0   | 0   | 1   | 0   | 1   | 1   | 3     | EMPIRE HS                             | 0   | 0   | 0   | 0   | 2   | 4   | 6     |
| BETHEL HS                         | 0   | 0   | 1   | 0   | 0   | 0   | 1     | CENTRAL HS-MARLOW                     | 0   | 0   | 0   | 0   | 0   | 0   | 0     |
| MACOMB HS                         | 0   | 2   | 0   | 3   | 0   | 4   | 9     | BRAY-DOYLE HS                         | 2   | 0   | 0   | 2   | 2   | 2   | 8     |
| EARLSBORO HS                      | 0   | 0   | 1   | 0   | 2   | 1   | 4     | <b><u>Texas County</u></b>            |     |     |     |     |     |     |       |
| TECUMSEH HS                       | 0   | 0   | 0   | 0   | 1   | 4   | 5     | GUYMON HS                             | 1   | 0   | 0   | 1   | 1   | 0   | 3     |
| SHAWNEE HS                        | 6   | 1   | 5   | 5   | 3   | 6   | 26    | HARDESTY HS                           | 0   | 0   | 0   | 0   | 0   | 0   | 0     |
| SHAWNEE ALT HS                    | 0   | 0   | 0   | 0   | 0   | 1   | 1     | HOOKEER HS                            | 1   | 1   | 2   | 1   | 1   | 0   | 6     |
| ASHER HS                          | 0   | 3   | 5   | 1   | 0   | 1   | 10    | TYRONE HS                             | 0   | 1   | 1   | 0   | 0   | 0   | 2     |
| WANETTE HS                        | 2   | 0   | 2   | 0   | 1   | 0   | 5     | GOODWELL HS                           | 0   | 0   | 0   | 0   | 0   | 0   | 0     |
| MAUD SR HS                        | 1   | 1   | 0   | 0   | 0   | 2   | 4     | TEXHOMA HS                            | 0   | 0   | 0   | 0   | 0   | 0   | 0     |
| <b><u>Pushmataha County</u></b>   |     |     |     |     |     |     |       | <b><u>Tillman County</u></b>          |     |     |     |     |     |     |       |
| RATTAN HS                         | 1   | 2   | 0   | 1   | 1   | 2   | 7     | TIPTON HS                             | 0   | 0   | 0   | 1   | 4   | 2   | 7     |
| CLAYTON HS                        | 3   | 0   | 1   | 1   | 0   | 4   | 9     | DAVIDSON HS                           | 1   | 0   | 0   | 0   | 0   | 0   | 1     |
| ANTLERS HS                        | 0   | 0   | 1   | 0   | 1   | 4   | 6     | FREDERICK HS                          | 0   | 0   | 0   | 1   | 2   | 0   | 3     |
| MOYERS HS                         | 0   | 0   | 0   | 0   | 0   | 0   | 0     | GRANDFIELD HS                         | 3   | 0   | 3   | 1   | 2   | 3   | 12    |
| <b><u>Roger Mills County</u></b>  |     |     |     |     |     |     |       | <b><u>Tulsa County</u></b>            |     |     |     |     |     |     |       |
| LEEDEY HS                         | 2   | 1   | 2   | 5   | 3   | 6   | 19    | CENTRAL HS-TULSA                      | 12  | 0   | 0   | 2   | 3   | 4   | 21    |
| REYDON HS                         | 0   | 0   | 0   | 0   | 2   | 0   | 2     | EAST CENTRAL HS                       | 6   | 3   | 1   | 2   | 0   | 3   | 15    |
| CHEYENNE HS                       | 1   | 0   | 2   | 0   | 1   | 1   | 5     | EDISON HS                             | 6   | 0   | 2   | 1   | 3   | 2   | 14    |
| SWEETWATER HS                     | 0   | 0   | 0   | 0   | 1   | 1   | 2     | NATHAN HALE HS                        | 5   | 0   | 2   | 2   | 1   | 0   | 10    |
| HAMMON HS                         | 0   | 0   | 1   | 0   | 4   | 2   | 7     | TULSA HS FOR SCI & TECH               | 2   | 0   | 1   | 1   | 0   | 4   | 8     |
| <b><u>Rogers County</u></b>       |     |     |     |     |     |     |       | MEMORIAL HS                           | 2   | 0   | 0   | 1   | 1   | 5   | 9     |
| CLAREMORE HS                      | 1   | 0   | 3   | 3   | 4   | 0   | 11    | WILL ROGERS HS                        | 4   | 0   | 0   | 0   | 3   | 1   | 8     |
| CATOOSA HS                        | 0   | 1   | 0   | 1   | 1   | 0   | 3     | B T WASHINGTON HS                     | 3   | 1   | 3   | 4   | 9   | 16  | 36    |
| CHELSEA HS                        | 0   | 0   | 0   | 1   | 2   | 0   | 3     | WEBSTER HS                            | 4   | 0   | 3   | 1   | 4   | 4   | 16    |
| OOLOGAH HS                        | 0   | 0   | 0   | 0   | 2   | 0   | 2     | MARGARET HUDSON PRG                   | 0   | 0   | 0   | 0   | 0   | 0   | 0     |
| INOLA HS                          | 0   | 0   | 0   | 0   | 0   | 1   | 1     | PROJECT 12                            | 0   | 0   | 0   | 0   | 0   | 0   | 0     |
| SEQUOYAH HS                       | 0   | 0   | 0   | 2   | 0   | 0   | 2     | TULSA SCHOOL-ARTS & SCI               | 0   | 0   | 0   | 0   | 0   | 0   | 0     |
| FOYIL HS                          | 0   | 0   | 0   | 0   | 0   | 1   | 1     | CHARLES PAGE HS                       | 2   | 0   | 1   | 1   | 2   | 2   | 8     |
| VERDIGRIS HS                      | 0   | 0   | 0   | 0   | 0   | 1   | 1     | SAND SPRINGS ALT                      | 0   | 0   | 0   | 0   | 0   | 0   | 0     |
| <b><u>Seminole County</u></b>     |     |     |     |     |     |     |       | BROKEN ARROW HS                       | 2   | 0   | 0   | 0   | 3   | 1   | 6     |
| SEMINOLE HS                       | 2   | 2   | 2   | 0   | 1   | 2   | 9     | BIXBY HS                              | 0   | 0   | 2   | 0   | 1   | 1   | 4     |
| WEWOKA HS                         | 2   | 0   | 0   | 0   | 0   | 1   | 3     | JENKS HS                              | 7   | 0   | 3   | 0   | 1   | 6   | 17    |



| <b>County/High School</b>          | <b>'96</b> | <b>'97</b> | <b>'98</b> | <b>'99</b> | <b>'00</b> | <b>'01</b> | <b>Total</b> |
|------------------------------------|------------|------------|------------|------------|------------|------------|--------------|
| <b><u>Tulsa County (cont.)</u></b> |            |            |            |            |            |            |              |
| COLLINSVILLE HS                    | 3          | 0          | 0          | 0          | 0          | 1          | 4            |
| SKIATOOK HS                        | 8          | 0          | 1          | 2          | 0          | 2          | 13           |
| SPERRY HS                          | 3          | 1          | 0          | 0          | 0          | 0          | 4            |
| UNION HS                           | 2          | 2          | 1          | 0          | 0          | 6          | 11           |
| BERRYHILL HS                       | 3          | 1          | 0          | 2          | 4          | 2          | 12           |
| OWASSO HS                          | 1          | 0          | 0          | 1          | 1          | 1          | 4            |
| GLENPOOL HS                        | 2          | 2          | 2          | 3          | 4          | 4          | 17           |
| LIBERTY HS - MOUNDS                | 0          | 0          | 1          | 0          | 2          | 0          | 3            |
| ST MARYS                           | 1          | 0          | 0          | 0          | 0          | 0          | 1            |
| GRACE FELLOWSHIP                   | 0          | 0          | 0          | 0          | 0          | 2          | 2            |
| BISHOP KELLEY HS                   | 0          | 0          | 2          | 0          | 1          | 0          | 3            |
| CASCIA HALL HS                     | 0          | 0          | 0          | 0          | 0          | 0          | 0            |
| TOWN & COUNTRY HS                  | 0          | 0          | 0          | 0          | 0          | 0          | 0            |
| METRO CHRISTIAN ACAD               | 1          | 0          | 0          | 0          | 1          | 0          | 2            |
| HOLLAND HALL SCHOOL                | 0          | 0          | 0          | 0          | 1          | 0          | 1            |
| VICTORY CHRISTIAN HS               | 0          | 0          | 3          | 5          | 2          | 3          | 13           |
| WRIGHT CHRISTIAN ACAD              | 0          | 0          | 0          | 0          | 0          | 0          | 0            |
| LINCOLN CHRISTIAN SCH              | 0          | 0          | 0          | 0          | 0          | 0          | 0            |
| <b><u>Wagoner County</u></b>       |            |            |            |            |            |            |              |
| OKAY HS                            | 4          | 0          | 0          | 0          | 1          | 0          | 5            |
| COWETA HS                          | 0          | 1          | 0          | 2          | 2          | 3          | 8            |
| WAGONER HS                         | 3          | 0          | 1          | 2          | 2          | 0          | 8            |
| PORTER CONSOLIDATED                | 0          | 1          | 1          | 2          | 0          | 1          | 5            |
| <b><u>Washington County</u></b>    |            |            |            |            |            |            |              |
| COPAN HS                           | 0          | 0          | 0          | 0          | 0          | 0          | 0            |
| DEWEY HS                           | 0          | 0          | 0          | 0          | 0          | 2          | 2            |
| CANEY VALLEY HS                    | 0          | 0          | 0          | 1          | 3          | 1          | 5            |
| BARTLESVILLE HS                    | 6          | 3          | 5          | 2          | 2          | 8          | 26           |
| <b><u>Washita County</u></b>       |            |            |            |            |            |            |              |
| BLANCHE THOMAS HS                  | 1          | 0          | 1          | 6          | 2          | 2          | 12           |
| WASHITA HEIGHTS HS                 | 1          | 0          | 0          | 3          | 0          | 1          | 5            |
| BURNS FLAT-DILL CITY HS            | 1          | 1          | 0          | 7          | 7          | 5          | 21           |
| CANUTE HS                          | 0          | 0          | 0          | 0          | 0          | 1          | 1            |
| CORDELL HS                         | 4          | 0          | 0          | 4          | 3          | 2          | 13           |
| CORN BIBLE ACADEMY HS              | 0          | 0          | 2          | 2          | 2          | 1          | 7            |
| <b><u>Woods County</u></b>         |            |            |            |            |            |            |              |
| ALVA SR HS                         | 1          | 0          | 1          | 0          | 3          | 1          | 6            |
| WAYNOKA HIGH SCHOOL                | 0          | 0          | 0          | 1          | 0          | 1          | 2            |
| FREEDOM HS                         | 1          | 0          | 0          | 1          | 0          | 3          | 5            |
| <b><u>Woodward County</u></b>      |            |            |            |            |            |            |              |
| WOODWARD HS                        | 7          | 1          | 2          | 4          | 9          | 7          | 30           |
| MOORELAND HS                       | 0          | 0          | 0          | 0          | 1          | 0          | 1            |
| SHARON-MUTUAL HS                   | 0          | 0          | 0          | 0          | 0          | 0          | 0            |
| FT SUPPLY HS                       | 0          | 0          | 0          | 0          | 2          | 0          | 2            |

| <b>County/High School</b> | <b>'96</b> | <b>'97</b> | <b>'98</b> | <b>'99</b> | <b>'00</b> | <b>'01</b> | <b>Total</b> |
|---------------------------|------------|------------|------------|------------|------------|------------|--------------|
|---------------------------|------------|------------|------------|------------|------------|------------|--------------|

|                 |     |     |     |     |     |     |       |
|-----------------|-----|-----|-----|-----|-----|-----|-------|
| STATEWIDE       | '96 | '97 | '98 | '99 | '00 | '01 | Total |
| OHLAP GRADUATES | 637 | 257 | 370 | 631 | 824 | 884 | 3603  |