



Oklahoma Higher Learning Access Program (OHLAP)

2003-2004 Year-End Report

2003-2004 HIGHLIGHTS

- **2004 OHLAP High School Class Tops 5,000:** The number of OHLAP high school seniors qualifying for the scholarship in 2004 totaled 5,019 students, an increase of 19% from the 4,211 OHLAP qualifiers in 2003.
- **OHLAP High School Completion Rate Dips Slightly:** For the first time in the history of the program, the percentage of OHLAP students completing the high school requirements declined slightly from the previous year. The completion rate for 2004 OHLAP seniors was just under 70%, a decrease of 1.7% from 2003.
- **High School Enrollments Keep Edging Up:** Nearly 8,000 students from 2003-04 high school sophomore class (high school graduating class of 2006) are enrolled in OHLAP; an increase of 4% over the enrollment of the class of 2005.
- **Scholarship Recipients Double in One Year; Costs Will Keep Rising:** Nearly 6,000 OHLAP college students received the scholarship in 2003-04, almost twice the number of 2002-03. The costs of the scholarship more than doubled to \$10.4 million, up from \$4.6 million the previous year. Based on current enrollment trends, the projected scholarship costs will continue to grow significantly in each of the next few years.

<u>Year</u>	<u>Cost (in \$millions)</u>	<u>Scholarship Recipients</u>
2001-02 actual	\$2.9	2,004
2002-03 actual	\$4.6	2,982
2003-04 actual	\$10.4	5,882
2004-05 projected ¹	\$19.2	9,023
2005-06 projected ¹	\$27.0	12,242
2006-07 projected ¹	\$36.0	15,203
2007-08 projected ¹	\$47.0	17,767

¹Projections assume 10% annual enrollment increases, 73% requirement-completion rates, and 10% annual tuition increases.

Date Issued: 12/09/04

REPORT CONTENTS

Page

I.	High School Students Enrolled in OHLAP.....	3
II.	Program Requirement Completion Rates	3
III.	High School Grade-Point-Average	4
IV.	ACT Scores.....	4
V.	High School to College-Going Rate	4
VI.	Remediation Rates	5
VII.	College Grade-Point-Average.....	5
VIII.	Full-Time College Enrollment.....	5
IX.	Persistence Rate to Second Year of College.....	6
X.	Degree Completion Rates	6
XI.	Number of Scholarship Recipients	7
XII.	Average Scholarship Award	7
XIII.	Total Amount of Scholarships Paid	7
XIV.	Demographic Data	8
XV.	OHLAP Service Data.....	8
	“OHLAP-Plus” Scholarships	9
	Scholarship Payments Shown by Institution and Semester	10
	OHLAP “State Champion” High Schools	11
	OHLAP High School Graduates by County and High School	12-17

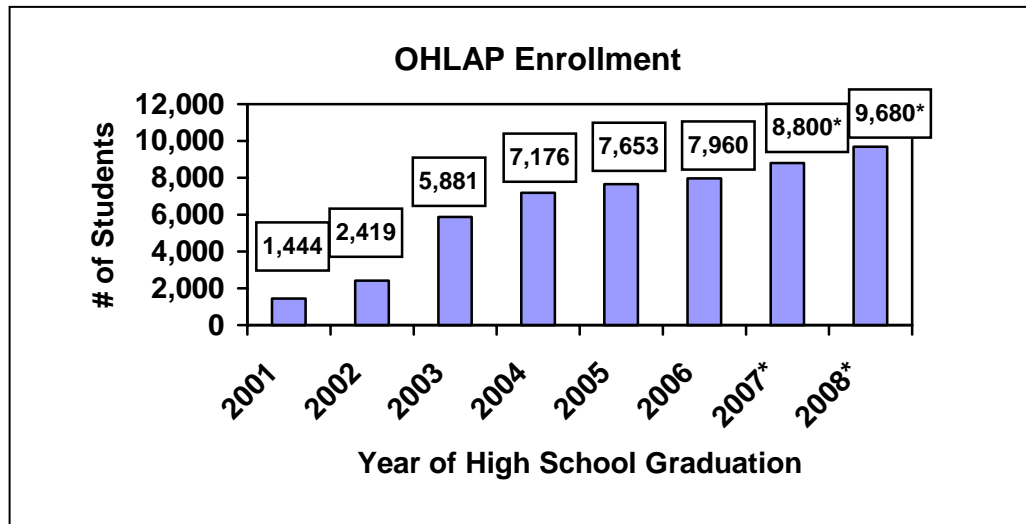
I. High School Students Enrolled in OHLAP:

High School Graduation Year	Students Enrolled in OHLAP	Students Completing OHLAP	% of Students Completing OHLAP
1996	1,610	637	39.6%
1997	492	257	52.2%
1998	650	370	56.9%
1999	1,057	631	59.7%
2000	1,360	826	60.7%
2001	1,444	886	61.4%
2002 ¹	2,419	1,624	67.1%
2003 ²	5,881	4,211	71.6%
2004	7,176	5,019	69.9%
2005	7,653		
2006	7,960		
2007*	5,254		
2008*	3,300		
Total Enrollment	46,256	14,461	

¹During the 1999-2000 school year when the seniors of 2002 were 10th graders, the income requirement was increased from \$24,000 to \$32,000.

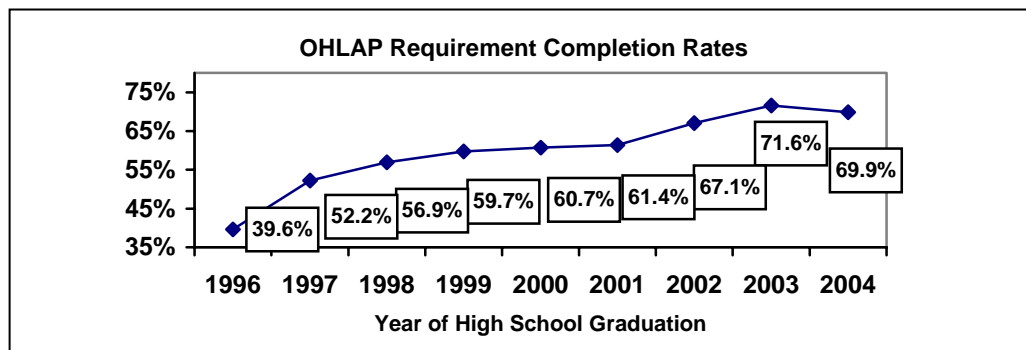
²During the 2000-2001 school year when the seniors of 2003 were 10th graders, the income requirement was increased from \$32,000 to \$50,000.

*The class of 2007 (9th grade) and 2008 (8th grade) are still open to enrollment in the 2004-2005 school year.

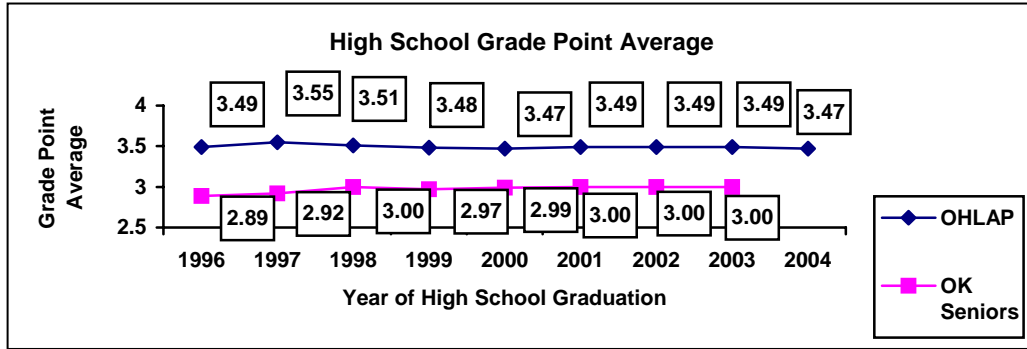


*projected enrollments for 2007 and 2008; assumes 10% increase

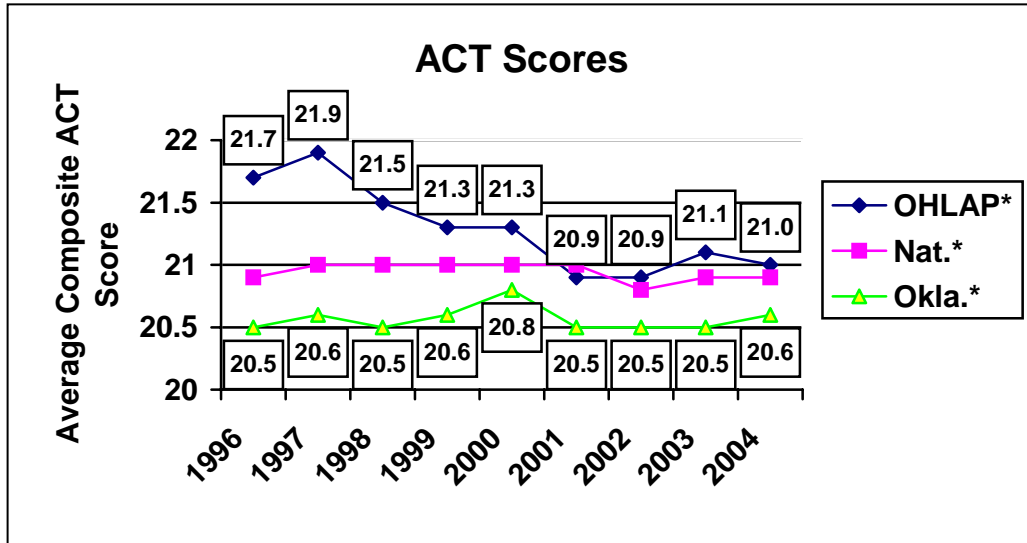
II. Program Requirement Completion Rates:



III. High School Grade Point Average (GPA):

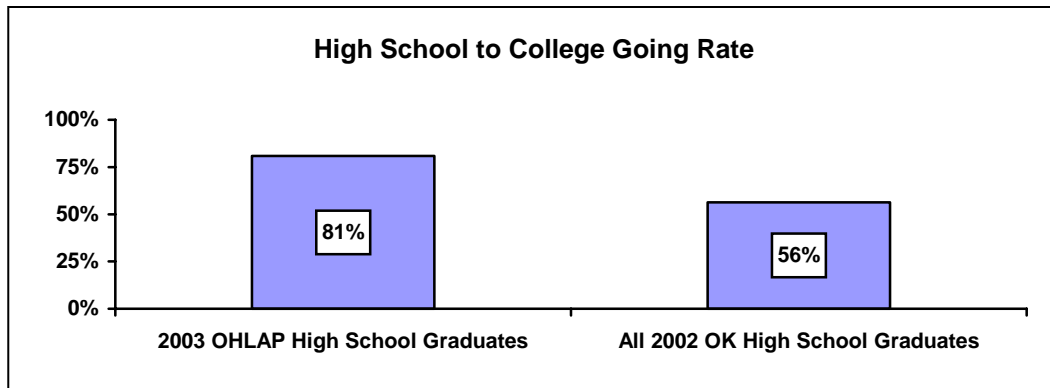


IV. ACT Scores:

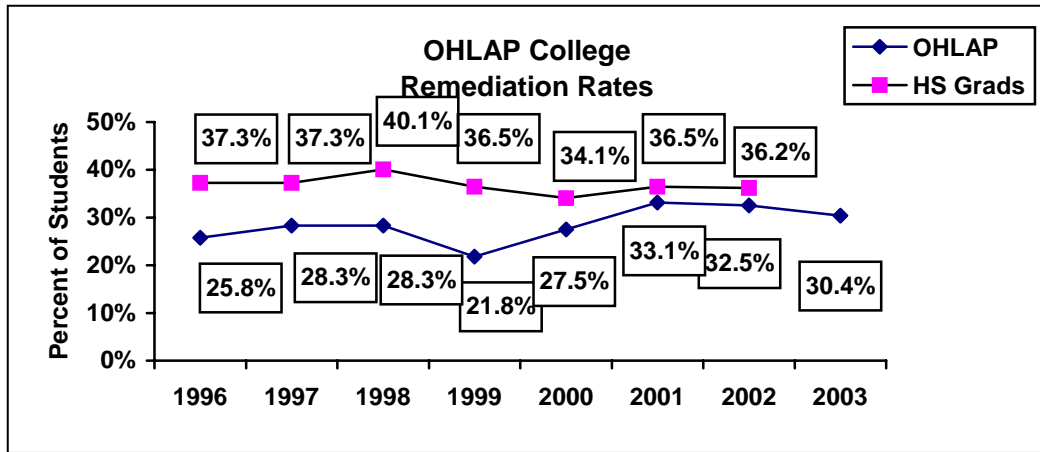


*OHLAP ACT scores based on highest score of the student; national and state scores are based on the last test score of the student.

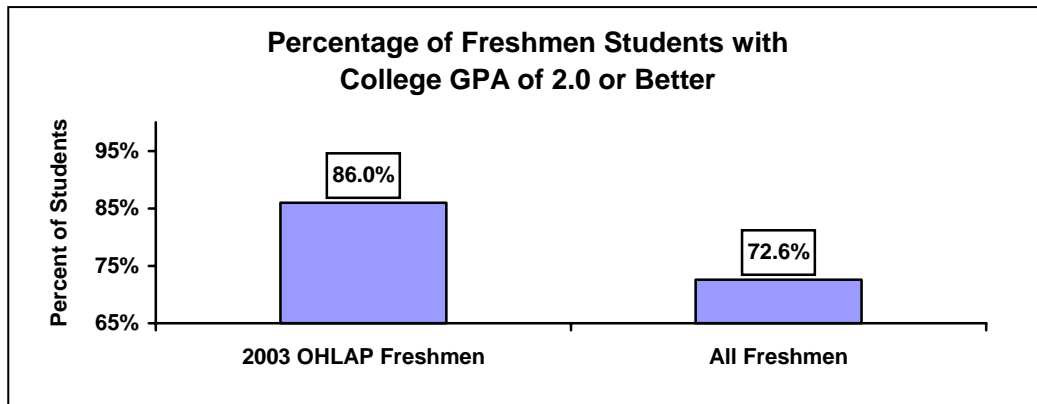
V. High School to College-Going Rate: (OHLAP high school graduates enrolling in college the year immediately following high school graduation)



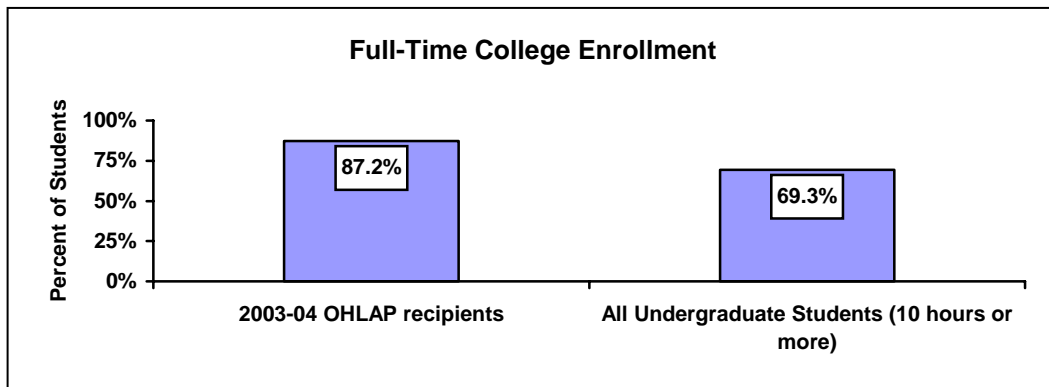
VI. Remediation Rates: (OHLAP freshmen scholarship recipients requiring at least one remedial course as a percentage of all OHLAP freshmen students.)



VII. College Grade Point Average:

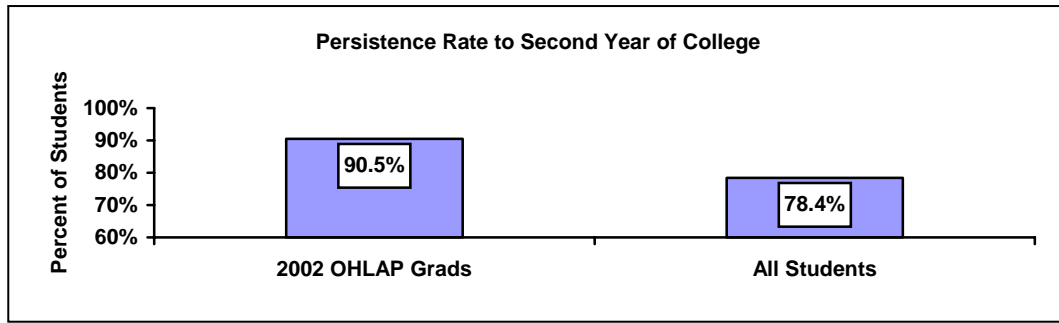


VIII. Full-Time College Enrollment:



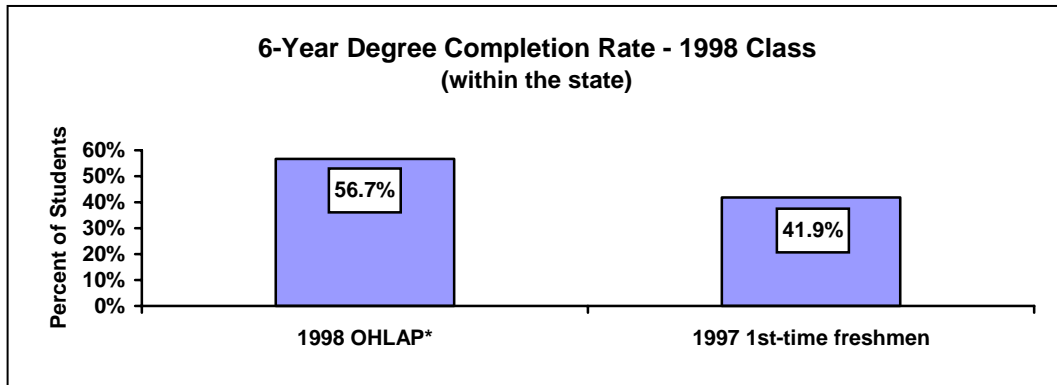
*The percentage for OHLAP students may actually be higher due to split enrollments between more than one institution.

IX. Persistence Rate to Second Year of College:

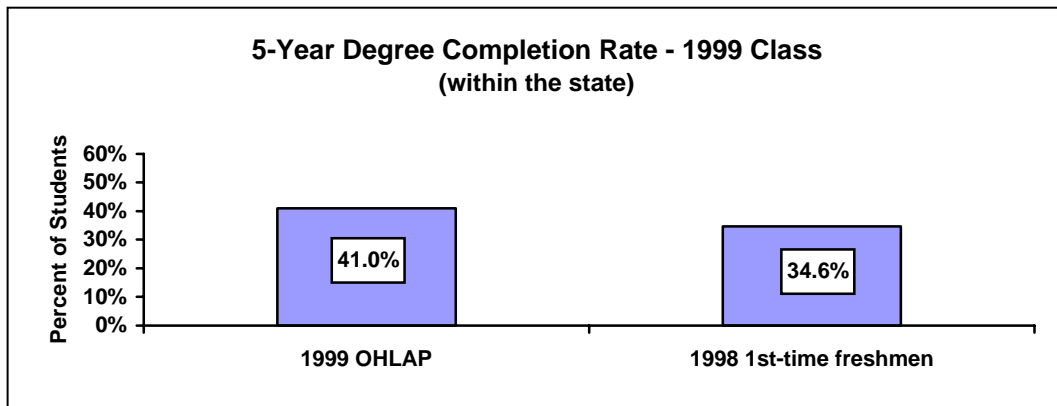


X. Degree Completion Rates (includes baccalaureate and associate degrees):

High School <u>Graduation Year</u>	Students receiving the OHLAP <u>scholarship</u>	OHLAP Students Completing an Associate Degree or <u>higher</u>	% of OHLAP Students Completing <u>Degrees</u>	% of All First-Time Freshmen Completing <u>Degrees</u>
1996 – 8 yr grad rate	519	322	62.0%	46.9%
1997 – 7 yr grad rate	227	118	52.0%	45.6%
1998 – 6 yr grad rate	316	179	56.7%	41.9%
1999 – 5 yr grad rate	549	225	41.0%	34.6%

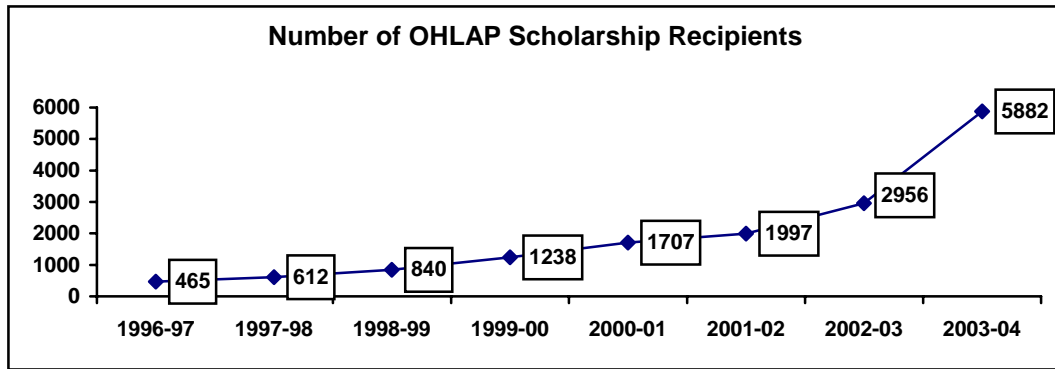


*8 OHLAP students from the 1998 class still have remaining scholarship eligibility

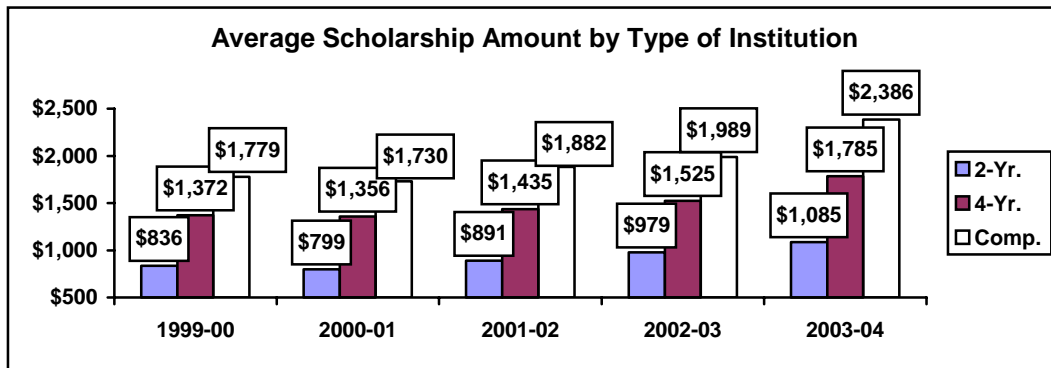


*42 OHLAP students still have remaining scholarship eligibility; in addition, some students are scheduled to complete degrees after their 5 years of eligibility.

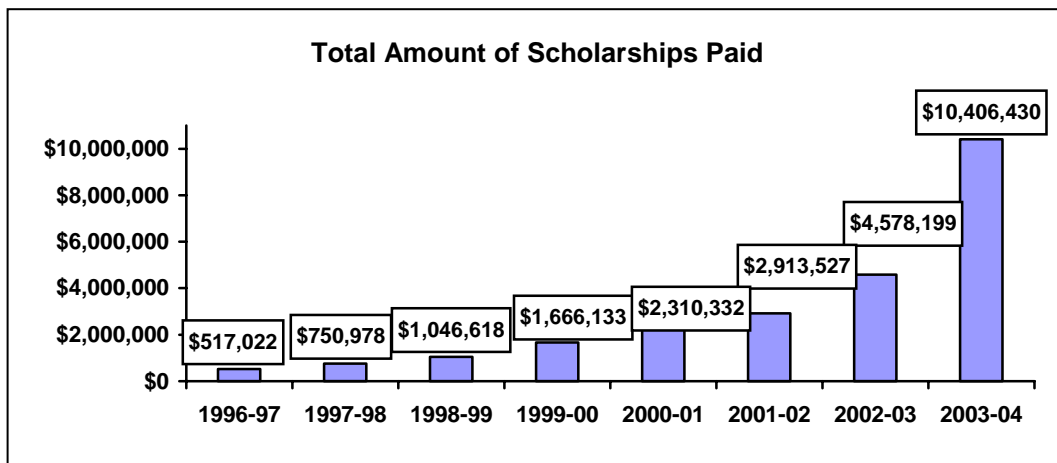
XI. Number of Scholarship Recipients:



XII. Average Scholarship Amount:



XIII. Total Amount of Scholarships Paid:



XIV. Demographic Data on 2004 OHLAP High School Graduates

Gender	2004 OHLAP <u>Grads</u>	All '03-04 OK High School <u>Seniors</u>
Female:.....	59.6%	49.4%
Male:	40.4%	50.6%

Ethnicity	2004 OHLAP <u>Grads</u>	All '03-04 OK High School <u>Seniors</u>
Black/African American	9.1%	8.9%
American Indian/Alaska Native.....	14.6%	17.3%
Asian	2.4%	1.8%
Hispanic/Latino.....	3.6%	4.8%
White.....	67.0%	67.2%*
Not Specified.....	3.3%	na
Total	100.0%	100.0%
*includes "other" ethnic categories		

Geographic Distribution Of Eligible OHLAP Students	2004 OHLAP <u>Graduates</u>	2004 Oklahoma <u>Seniors</u>
5 Most Populous Counties*	29.7%	45.6%
72 Remaining Counties	70.3%	54.4%
*Oklahoma, Tulsa, Cleveland, Canadian, and Comanche counties.		

XV. OHLAP Office Service Data for 2003-2004

	2002-03	2003-04
Phone calls received (July 1 – June 30)	8,703	9,324
E-mails received (July 1 – June 30)	885	1,287

“OHLAP-Plus” Scholarships

In August 1999, the Oklahoma State Regents were awarded a five-year \$20.5 million federal grant through a new program named GEAR UP (Gaining Early Awareness for Undergraduate Programs). The goal of the program is to increase the number of low-income students who complete college degrees. A significant portion of the grant funding has been designated for direct scholarship expenses. To build upon the existing success of OHLAP, the scholarships have been targeted at OHLAP students with the greatest financial need.

Amount of the Scholarship: In 2003-04, the GEAR UP funds allowed an eligible OHLAP student to receive an additional award that doubled the amount of their regular OHLAP scholarship (hence the name OHLAP-Plus). For example, an OHLAP student who received a \$1,500 regular OHLAP scholarship could receive another \$1,500 OHLAP-Plus scholarship from the GEAR UP grant [Example: \$1,500 OHLAP + \$1,500 OHLAP-Plus = \$3,000].

2003-04 Student Eligibility Requirements: The OHLAP-Plus eligibility criteria was modified in 2002-03 due to the dramatic increase in the number of OHLAP students. An additional limitation requiring students to have an EFC (Expected Family Contribution) of \$1,000 or less was implemented to ensure that available funds would be focused on students with the greatest financial need. This was carried over to the 2003-04 year. To receive the OHLAP-Plus award in 2003-04, the student had to meet the following criteria:

- > Received a regular OHLAP award
- > Received a federal Pell grant award (which is need-based) with an EFC of \$1,000 or less
- > Had remaining unmet need within their defined “cost of attendance”. For example, the OHLAP-Plus awards could substitute for student loans.

Gear Up has been awarded additional funding for year six. The amount of scholarship dollars awarded is sufficient to continue the OHLAP-Plus award through the 2004-05 school year. The program will be phased out provided additional funding does not become available. Only OHLAP participants graduating high school in 2002 and prior years will be eligible for the OHLAP-Plus scholarship. The remaining funds available for the award should be sufficient to continue paying the award to those OHLAP college students who had previously received the award.

Highlights:

- > Less than 20% of the OHLAP college students received an OHLAP-Plus award in 2003-04—\$1.9 million was distributed to just over 1,200 students.
- > OHLAP students attending higher cost institutions (comprehensive and regional public universities, private universities) were most likely to have unmet need and therefore also most likely to receive OHLAP-Plus scholarships. Approximately 21% of OHLAP students at the public comprehensive and regional universities received the award; the percentage at private universities was 18%. Around 13% of OHLAP students at public two-year colleges received OHLAP-Plus.

**Oklahoma Higher Learning Access Program
2003-2004 Scholarships**

Institution	Fall 2003		Spring 2004		Summer 2004	
	\$ Amount	# of Students	\$ Amount	# of Students	\$ Amount	# of Students
Oklahoma State Univ.	\$996,689.29	818	\$955,896.67	771	\$82,885.90	182
Univ. of Oklahoma/OUHSC	\$888,472.80	762	\$856,228.20	748	\$70,812.20	180
Subtotal	\$1,885,162.09	1580	\$1,812,124.87	1519	\$153,698.10	362
Cameron University	\$146,880.95	172	\$143,915.00	161	\$23,567.40	70
East Central Univ.	\$236,571.10	268	\$220,717.00	249	\$23,530.00	70
Langston University	\$46,136.40	53	\$41,531.40	47	\$6,735.75	19
Northeastern State Univ.	\$332,852.00	363	\$316,862.46	343	\$26,845.00	76
Northwestern Okla. State Univ.	\$113,746.50	129	\$110,210.50	126	\$8,515.00	29
Okla. Panhandle State Univ.	\$29,073.92	32	\$26,281.06	29	\$1,302.78	4
Rogers State Univ.	\$89,180.00	106	\$81,120.00	101	\$10,530.00	33
Southeastern Okla State Univ.	\$228,611.35	257	\$213,882.00	240	\$24,310.00	72
Southwestern Okla State Univ.	\$372,930.00	394	\$346,485.00	364	\$32,110.00	90
SWOSU-Sayre	\$33,085.00	38	\$34,714.79	39	\$6,305.00	15
Univ. of Central Oklahoma	\$385,766.25	459	\$379,176.14	440	\$38,935.00	117
Univ. of Science and Arts of Okla.	\$58,677.80	62	\$51,607.80	55	\$18,760.00	23
Subtotal	\$2,073,511.27	2333	\$1,966,503.15	2194	\$221,445.93	618
Carl Albert State College	\$69,131.55	117	\$60,896.09	103	\$7,770.25	33
Connors State College	\$39,326.95	80	\$28,275.30	56	\$5,219.30	29
Eastern Oklahoma State College	\$58,204.16	98	\$56,974.35	91	\$1,987.55	8
Murray State College	\$60,493.30	93	\$59,575.60	87	\$8,282.60	32
Northeastern Oklahoma A&M Coll.	\$51,462.75	91	\$48,728.00	87	\$2,400.00	13
Northern Oklahoma College	\$70,800.00	126	\$72,560.00	129	\$8,680.00	44
Oklahoma City Community College	\$79,158.60	168	\$63,037.20	128	\$15,042.60	66
Redlands Community College	\$27,588.15	53	\$26,840.00	49	\$3,960.00	17
Rose State College	\$61,390.85	166	\$63,836.50	163	na	na
Seminole State College	\$43,419.00	78	\$44,551.35	83	\$2,091.00	11
Tulsa Community College	\$74,663.75	158	\$77,620.05	165	\$15,053.50	70
Western Oklahoma State College	\$41,491.00	75	\$36,756.20	68	\$6,819.80	27
Subtotal	\$677,130.06	1303	\$639,650.64	1209	\$77,306.60	350
OSU Tech - Oklahoma City	\$56,925.00	94	\$53,020.00	86	\$14,410.00	54
OSU Tech - Okmulgee	\$57,420.00	76	\$54,780.00	71	\$39,655.00	52
Subtotal	\$114,345.00	170	\$107,800.00	157	\$54,065.00	106
Bacone College	\$9,815.00	10	\$9,100.00	9	\$130.00	1
Heritage College	\$7,200.00	7	\$3,600.00	4	na	na
Hillsdale Free Will Baptist College	\$4,940.00	5	\$2,145.00	2	na	na
Mid-America Christian University	\$1,950.00	2	\$2,730.00	3	na	na
Oklahoma Baptist University	\$55,978.00	56	\$50,245.00	50	\$2,145.00	7
Oklahoma Christian University	\$59,085.00	62	\$28,275.00	29	\$1,170.00	4
Oklahoma City University	\$27,560.00	28	\$55,120.00	57	\$3,250.00	7
Okla. Wesleyan University	\$4,680.00	5	\$4,160.00	4	na	na
Oral Roberts University	\$17,160.00	17	\$17,290.00	17	\$195.00	1
Southern Nazarene University	\$24,505.00	25	\$20,865.00	22	na	na
Spartan Schl of Aeronautics	\$5,955.55	6	\$3,410.00	3	\$4,015.00	3
St. Gregory's University	\$21,580.00	21	\$16,770.00	17	na	na
SW Coll. Of Christian Ministries	\$1,820.00	2	\$1,885.00	2	na	na
University of Tulsa	\$69,421.60	55	\$65,569.60	51	\$3,167.20	8
Tulsa Welding School	\$3,300.00	2	na	na	na	na
Vatterott College	\$1,200.00	1	\$1,200.00	1	na	na
Subtotal	\$316,150.15	304	\$282,364.60	271	\$14,072.20	31
	\$1,039.97		\$1,041.94			
Chisholm Trail Technology Ctr	\$900.00	2	\$900.00	2	na	na
Gordon Cooper Technology Ctr	\$600.00	1	\$600.00	1	na	na
Great Plains Technology Ctr	\$600.00	1	\$0.00	0	na	na
Kiamichi Technology Ctr, Atoka	\$600.00	1	na	na	na	na
Kiamichi Technology Ctr, Durant	\$600.00	1	\$600.00	1	na	na
Kiamichi Technology Ctr, Hugo	\$0.00	0	\$600.00	1	na	na
Kiamichi Technology Ctr, Talihina	\$0.00	0	\$600.00	1	na	na
Northeast Technology Ctr., Kansas	\$1,200.00	2	\$0.00	0	na	na
Pioneer Technology Ctr	\$600.00	1	\$600.00	1	\$600.00	1
Southwest Technology Ctr	\$0.00	0	\$600.00	1	na	na
Wes Watkins Technology Ctr	\$600.00	1	\$300.00	1	na	na
Subtotal	\$5,700.00	10 *	\$4,800.00	9 *	\$600.00	1 *
Totals*	\$5,071,998.57	5700	\$4,813,243.26	5359	\$521,187.83	1468
Unduplicated student totals		5602		5248		1418

*Totals contain a duplicate number of students due to students enrolling at more than one institution.

2004 OHLAP “State Champion” High Schools

(most OHLAP graduates; number shown in parenthesis)

<u>Class</u>	<u>2004 Graduates*</u>	<u>9-Yr Total ('96-'04)*</u>
B Champs Runner-Up	Webbers Falls (10) Battiest (9)	Leedey (35) Coyle (30)
A Champs Runner-Up	Cherokee & Hydro-Eakly (19) Tipton (16)	Timberlake (61) Mtn. View-Gotebo (55)
2A Champs Runner-Up	Walters (19) Colbert & Sayre (18)	Sayre (88) Hollis (80)
3A Champs Runner-Up	Pawhuska (28) Sulphur (26)	Fairview (101) Sulphur (77)
4A Champs Runner-Up	Broken Bow (43) Clinton & NE Academy, OKC (33)	Broken Bow (111) Locust Grove (108)
5A Champs Runner-Up	Shawnee (45) Booker T. Washington, Tulsa (40)	McAlester (133) Booker T. Washington, Tulsa (118)
6A Champs Runner-Up	Tahlequah (54) Del City (45)	Tahlequah (156) Enid (137)

*Total graduates determined as of 11/11/04.

OHLAP Students - by County and High School

County/High School	Graduates						County/High School	Graduates					
	96-'99	'00	'01	'02	'03	'04		96-'99	'00	'01	'02	'03	'04
Adair County							Caddo County (cont.)						
WATTS HS	0	0	0	0	5	5	EAKLY HS	3	0	0	0	0	0
WESTVILLE HS	3	1	1	3	11	15	CEMENT HS	0	0	1	4	5	7
STILWELL HS	17	2	5	8	28	28	HINTON HS	1	1	0	2	15	11
STILWELL	0	0	0	0	0	0	FT COBB BROXTON HS	1	2	3	4	8	4
CAVE SPGS HS	1	1	1	0	0	3	BINGER-ONEY HS	3	2	1	2	7	9
COOKSON HILLS	3	2	2	5	3	7	Canadian County						
Alfalfa County							PIEDMONT HS	0	0	1	0	6	9
BURLINGTON HS	6	2	1	1	3	3	YUKON HS	0	1	3	8	15	22
CHEROKEE HS	0	1	0	2	8	19	EL RENO HS	13	1	5	7	25	27
TIMBERLAKE HS	13	10	4	3	17	14	UNION CITY HS	3	1	0	1	1	5
Atoka County							MUSTANG HS	4	2	5	7	49	43
STRINGTOWN HS	5	4	0	2	9	6	CALUMET HS	0	2	0	2	4	5
ATOKA HS	7	1	6	8	23	25	SW COVENANT SCHL	0	0	0	0	0	2
TUSHKA HS	19	0	1	6	13	15	Carter County						
CANEY HS	1	0	0	2	3	5	ARDMORE HS	5	8	6	10	22	29
Beaver County							SPRINGER HS	0	0	0	1	0	1
BEAVER HS	0	0	0	0	1	3	PLAINVIEW HS - ARDMORE	6	1	1	3	7	6
BALKO HS	0	0	0	0	2	6	LONE GROVE	25	2	1	3	9	7
FORGAN HS	4	0	0	0	1	2	WILSON HS - WILSON	4	1	0	2	10	5
TURPIN HS	5	1	0	1	8	4	HEALDTON HS	0	1	0	3	1	4
Beckham County							FOX HS	1	0	0	3	5	3
MERRITT HS	0	0	1	6	9	4	DICKSON HS	1	1	1	6	14	16
ELK CITY HS	6	1	5	3	16	23	BEAVERS	0	0	0	0	0	0
SAYRE HS	23	21	9	11	6	18	Cherokee County						
CARTER HS	0	3	1	0	0	0	SEQUOYAH HS - TAHLEQUAH	0	2	2	3	8	10
ERICK HS	5	3	4	1	7	4	KEYS HS	0	0	0	0	0	0
Blaine County							HULBERT HS	1	0	1	3	4	5
OKEENE HS	6	2	2	5	6	12	TAHLEQUAH HS	7	8	7	30	50	54
WATONGA HS	12	8	4	2	11	18	TAHLEQUAH ALT HS	0	0	0	0	1	0
GEARY HS	5	1	0	2	2	5	Choctaw County						
CANTON HS	5	0	3	2	10	9	BOSWELL HS	0	0	1	5	5	9
Bryan County							FT TOWSON HS	1	3	0	3	6	14
SILO HS	0	0	1	2	5	15	SOPER HS	0	0	0	2	3	5
ROCK CREEK HS	2	1	1	5	10	13	HUGO HS	7	2	4	7	26	25
ACHILLE HS	0	0	0	4	9	10	GOODLAND	0	0	0	0	0	2
COLBERT HS	3	2	2	3	17	18	Cimaron County						
CADDO HS	0	1	3	0	2	7	BOISE CITY HS	6	1	0	3	10	14
BENNINGTON HS	4	1	2	1	5	5	FELT HS	2	1	0	2	3	1
CALERA HS	0	1	0	6	6	6	KEYES HS	0	0	0	0	3	1
DURANT HS	12	6	3	10	30	30	Cleveland County						
VICTORY LIFE ACADEMY	0	0	0	0	0	0	MOORE HS	5	5	5	13	37	39
Caddo County							WESTMOORE HS	5	2	4	6	19	40
RIVERSIDE INDIAN SCHL	0	0	0	1	0	1	NORMAN HS	6	7	10	14	30	41
HYDRO-EAKLY HS	0	0	2	3	6	19	NORMAN HS	1	2	1	7	20	41
LOOKEBA-SICKLE	2	3	2	1	3	7	LELAND WOLF	0	0	0	0	0	0
ANADARKO HS	16	11	12	15	26	27	NOBLE HS	8	2	3	8	20	18
CARNEGIE HS	10	5	3	7	13	14	LEXINGTON HS	1	0	1	3	9	9
BOONE-APACHE HS	6	5	5	8	17	12	LITTLE AXE HS	1	1	2	1	8	8
CYRIL HS	0	2	2	0	1	4	COMMUNITY CHRISTIAN	0	0	0	0	1	3
GRACEMONT HS	0	0	0	0	3	3							

County/High School	Graduates					
	96-'99	'00	'01	'02	'03	'04
Coal County						
COALGATE HS	1	1	0	6	13	18
TUPELO HS	2	1	0	2	5	4
OLNEY HS	3	1	0	0	1	2
Comanche County						
CACHE HS	3	1	2	1	5	6
INDIAHOMA HS	1	0	0	1	3	1
STERLING HS	0	0	0	5	3	9
GERONIMO HS	0	0	1	3	7	5
EISENHOWER HS	11	3	3	6	42	27
LAWTON HS	4	10	9	15	27	30
MAC ARTHUR HS	14	1	4	2	17	14
TAFT ALT	0	0	0	0	0	0
FLETCHER HS	1	2	0	3	9	12
ELGIN HS	2	0	0	2	8	7
CHATTANOOGA HS	0	0	0	2	5	3
LAWTON CHRISTIAN	0	0	0	0	0	0
Cotton County						
WALTERS HS	2	2	2	4	15	19
TEMPLE HS	0	0	0	1	5	1
BIG PASTURE HS	0	0	0	0	1	2
Craig County						
WHITE OAK HS	1	1	0	1	1	1
KETCHUM HS	2	7	4	5	9	10
WELCH HS	1	1	0	0	0	6
BLUEJACKET HS	1	0	0	0	1	1
VINITA HS	1	4	1	2	5	11
Creek County						
BRISTOW HS	17	5	5	9	23	20
MANNFORD HS	16	5	3	7	16	24
MOUNDS HS	2	5	1	0	8	5
OLIVE HS	5	0	5	4	3	11
KIEFER HS	2	0	0	0	6	2
OILTON HS	0	0	0	0	3	7
DEPEW HS	14	6	2	5	12	11
KELLYVILLE HS	0	1	0	2	1	4
SAPULPA HS	3	1	3	9	24	43
DRUMRIGHT HS	1	0	1	3	4	7
Custer County						
ARAPAHO HS	1	2	2	1	6	3
THOMAS HS	1	1	6	5	10	12
WEATHERFORD HS	11	4	4	2	14	18
BUTLER HS	4	2	1	1	2	0
CLINTON HS	1	1	2	8	25	33
Delaware County						
JAY HS	2	1	0	5	14	21
GROVE HS	16	3	6	2	30	19
KANSAS HS	3	0	2	6	15	18
COLCORD HS	5	2	3	3	2	12
OAKS MISSION HS	1	0	1	1	1	7

County/High School	Graduates					
	96-'99	'00	'01	'02	'03	'04
Dewey County						
VICI HS	8	0	0	0	3	5
SEILING HS	5	5	2	0	5	14
TALOGA HS	0	0	0	2	3	3
Ellis County						
FARGO HS	3	2	1	0	4	3
ARNETT HS	4	3	2	1	2	1
GAGE HS	5	0	0	1	0	3
SHATTUCK HS	2	7	0	3	0	4
Garfield County						
WAUKOMIS HS	0	0	0	1	2	2
KREMLIN HS	0	3	0	0	8	5
CHISHOLM HS	5	1	1	0	12	12
GARBER HS	2	1	0	1	5	3
PIONEER-PLEASANT VALE HS	9	1	4	7	5	16
ENID HS	19	8	10	11	51	38
LINCOLN ALT.	0	0	0	0	0	0
DRUMMOND HS	2	0	0	0	8	0
COVINGTON-DOUGLAS HS	4	1	2	2	5	4
OKLA BIBLE ACADEMY	0	2	1	0	4	7
Garvin County						
STRATFORD HS	1	3	4	5	7	10
PAOLI HS	1	0	5	2	3	0
MAYSVILLE HS	1	3	3	3	7	8
LINDSAY HS	4	0	1	0	6	1
PAULS VALLEY HS	8	3	2	9	23	17
WYNNEWOOD HS	5	2	6	5	12	7
ELMORE CITY HS	3	1	1	1	4	5
Grady County						
CHICKASHA HS	8	2	3	5	7	16
MINCO HS	1	2	4	3	8	7
NINNEKAH HS	1	0	0	0	4	5
ALEX HS	1	0	3	2	7	5
RUSH SPRINGS HS	2	1	2	4	4	9
BRIDGE CREEK HS	1	0	0	2	5	4
TUTTLE HS	3	0	0	0	3	8
VERDEN HS	1	0	1	0	3	4
AMBER-POCASSET HS	0	0	0	4	5	11
Grant County						
WAKITA HS	1	1	2	4	2	3
MEDFORD HS	1	0	4	4	6	2
POND CREEK-HUNTER HS	2	1	2	4	1	8
DEER CREEK-LAMONT HS	2	1	0	0	8	7
Greer County						
MANGUM HS	4	0	2	7	9	12
GRANITE HS	5	2	3	0	8	7
Harmon County						
HOLLIS HS	20	8	7	12	21	12
Harper County						
LAVERNE HS	5	1	2	9	9	11
BUFFALO HS	12	7	3	7	8	13

Graduates

County/High School	96-'99	'00	'01	'02	'03	'04
Haskell County						
KINTA HS	0	1	0	1	3	2
STIGLER HS	3	1	2	4	7	9
MC CURTAIN HS	2	0	1	3	4	3
KEOTA HS	3	4	1	2	11	5
Hughes County						
MOSS HS	12	2	0	0	8	3
WETUMKA HS	1	2	0	2	1	4
DUSTIN HS	5	0	0	0	0	3
HOLDENVILLE HS	0	7	4	11	20	23
CALVIN HS	3	3	4	3	4	4
STUART HS	11	1	2	1	5	2
Jackson County						
NAVAJO HS	7	0	1	1	7	7
DUKE HS	1	0	0	1	3	7
ALTUS HS	5	4	3	11	19	24
ELDORADO HS	0	0	0	2	2	3
OLUSTEE HS	0	0	0	5	5	3
BLAIR HS	1	0	0	2	10	9
Jefferson County						
RYAN HS	2	1	0	2	1	9
RINGLING HS	6	3	2	8	6	6
WAURIKA HS	2	3	2	6	12	11
Johnston County						
MILL CREEK HS	1	1	0	0	1	1
TISHOMINGO HS	2	2	1	2	7	9
MILBURN HS	0	0	0	6	8	4
COLEMAN HS	0	0	0	0	3	2
WAPANUCKA HS	0	0	1	2	0	4
Kay County						
BRAMAN HS	1	0	0	1	1	0
NEWKIRK HS	3	3	1	5	7	8
BLACKWELL HS	7	1	3	9	9	13
PONCA CITY HS	7	2	3	10	25	27
TONKAWA JR &	1	1	2	3	8	10
Kingfisher County						
DOVER HS	0	0	1	1	3	4
LOMEGA HS	5	3	3	4	5	7
KINGFISHER HS	8	2	3	5	12	12
HENNESSEY HS	2	0	2	0	14	9
CASHION HS	2	1	0	0	2	4
OKARCHE HS	1	0	0	0	1	10
Kiowa County						
HOBART HS	11	4	4	5	17	14
LONE WOLF HS	0	1	0	1	6	2
MTN VIEW-GOTEBO HS	18	9	3	3	10	12
SNYDER HS	3	0	1	4	9	7
Latimer County						
WILBURTON HS	0	0	0	3	3	5
RED OAK HS	1	0	0	0	0	4
BUFFALO VALLEY HS	2	1	2	1	1	0
PANOLA HS	0	2	0	1	0	1

Graduates

County/High School	96-'99	'00	'01	'02	'03	'04
LeFlore County						
SPIRO HS	4	1	1	4	7	11
HEAVENER HS	0	0	0	3	5	8
POCOLA HS	1	1	0	1	2	3
LE FLORE HS	12	0	0	1	1	3
CAMERON HS	1	3	3	2	4	7
PANAMA HS	1	0	0	0	2	7
BOKOSHE HS	8	1	1	0	6	1
POTEAU HS	0	2	1	1	9	9
WISTER HS	4	0	1	2	3	5
TALIHINA HS	1	2	1	1	8	12
WHITESBORO HS	0	2	0	0	1	1
HOWE HS	0	0	0	3	1	1
ARKOMA HS	2	1	1	0	0	1
Lincoln County						
CHANDLER HS	6	3	0	2	7	12
DAVENPORT HS	7	2	1	2	2	3
WELLSTON HS	0	0	1	0	4	7
STROUD HS	2	0	8	3	6	16
MEEKER HS	17	3	2	3	8	7
PRAGUE HS	0	2	0	1	10	10
CARNEY HS	4	1	0	2	2	2
AGRA HS	5	0	0	2	8	5
Logan County						
GUTHRIE HS	6	1	0	1	6	14
CRESCENT HS	1	0	2	0	5	9
MULHALL-ORLANDO HS	4	1	1	0	0	3
COYLE HS	4	1	2	9	8	6
Love County						
THACKERVILLE HS	2	0	0	0	3	4
TURNER HS	2	2	0	2	0	7
MARIETTA HS	5	3	0	0	5	11
Major County						
RINGWOOD HS	1	1	0	1	6	5
ALINE-CLEO SPGS HS	7	3	5	1	5	1
FAIRVIEW HS	35	8	5	13	21	19
CIMARRON HS	8	2	1	1	8	2
Marshall County						
MADILL HS	4	1	4	4	11	14
KINGSTON HS	0	0	0	1	15	9
Mayes County						
PRYOR HS	14	4	4	2	14	26
ADAIR HS	5	2	2	7	13	10
SALINA HS	5	2	0	1	5	14
LOCUST GROVE HS	28	14	10	8	25	23
CHOUTEAU HS	2	4	0	2	1	7
BRADFORD CHRISTIAN	0	1	1	0	0	0
McClain County						
NEWCASTLE HS	6	0	0	2	4	8
DIBBLE HS	0	1	1	1	7	5
WASHINGTON HS	7	0	2	0	2	8
WAYNE HS	0	1	2	7	4	9
PURCELL HS	4	4	2	2	9	11

Graduates

County/High School	96-'99	'00	'01	'02	'03	'04
McClain County (cont.)						
BLANCHARD HS	2	1	5	4	6	12
MEMORIAL CHRISTIAN	0	0	0	0	0	0
McCurtain County						
IDABEL HS	11	0	3	8	22	11
HAWORTH HS	1	0	1	7	6	9
VALLIANT HS	12	2	9	7	13	16
EAGLETOWN HS	3	2	0	1	8	5
SMITHVILLE HS	1	0	0	3	5	4
WRIGHT CITY H S	5	1	1	1	9	10
BATTIEST HS	2	0	0	5	7	9
BROKEN BOW HS	8	5	3	13	39	43
McIntosh County						
EUFULA HS	1	5	11	11	23	19
CHECOTAH HS	6	2	2	3	24	16
MIDWAY HS	0	0	1	0	0	0
HANNA HS	5	0	1	3	1	4
Murray County						
OKLA SCHOOL	0	0	0	0	0	1
OKLA SCH FOR	1	0	1	0	0	2
SULPHUR HS	15	5	3	9	19	26
DAVIS HS	3	1	2	4	12	7
Muskogee County						
PARKVIEW-OK SCH FOR	0	0	0	0	3	2
HASKELL HS	1	1	0	0	13	10
FT GIBSON HS	7	4	0	2	23	15
BOYNTON HS	1	0	0	0	0	0
WEBBERS FALLS HS	1	1	3	3	2	10
OKTAHA HS	2	0	0	2	6	7
MUSKOGEE HS	4	3	5	8	32	28
HILLDALE HS	0	1	0	2	6	9
BRAGGS HS	2	0	0	0	2	1
WARNER HS	0	0	0	7	6	7
PORUM HS	0	0	0	0	12	12
BOULEVARD CHRISTIAN	0	0	0	0	0	1
Noble County						
PERRY HS	3	1	2	0	8	8
BILLINGS HS	0	0	0	1	4	3
FRONTIER HS	1	0	0	1	8	11
MORRISON HS	4	2	1	0	7	6
Nowata County						
OKLAHOMA UNION HS	0	1	1	2	3	11
NOWATA HS	2	1	0	2	3	11
S COFFEYVILLE HS	0	0	0	0	1	0
Okfuskee County						
MASON HS	1	0	0	4	3	3
BOLEY HS	1	1	1	1	0	0
PADEN HS	4	3	1	1	5	4
OKEMAH HS	4	0	4	1	2	9
WELEETKA HS	0	0	1	0	5	3
GRAHAM HS	1	0	0	0	0	0

Graduates

County/High School	96-'99	'00	'01	'02	'03	'04
Oklahoma County						
PUTNAM CITY HS	10	5	6	6	24	44
PUTNAM CITY NORTH HS	0	1	0	5	33	40
PUTNAM CITY WEST HS	9	7	4	5	28	28
PUTNAM CITY ACADEMY	0	0	0	1	3	2
LUTHER HS	1	1	1	0	6	7
CHOCTAW HS	10	1	0	2	9	17
DEER CREEK HS	0	0	0	0	7	8
HARRAH HS	3	1	0	2	14	13
JONES HS	1	0	1	7	13	11
EDMOND MEMORIAL HS	0	1	1	2	18	16
EDMOND NORTH HS	1	1	2	9	8	18
EDMOND SANTA FE	0	2	1	4	15	36
BOULEVARD ACADEMY	0	0	0	0	0	0
MILLWOOD HS	3	5	2	6	12	8
WESTERN HGTS HS	28	9	10	16	21	14
CARL ALBERT HS	6	2	1	3	18	15
DEL CITY HS	14	6	3	10	32	45
MIDWEST CITY HS	10	4	3	13	18	39
CROOKED OAK HS	5	2	4	4	12	8
BETHANY HS	1	0	4	1	21	13
BELLE ISLE CHARTER	0	0	0	0	0	0
CESAR CHAVEZ ALT	0	0	0	0	0	0
CAPITOL HILL HS	5	0	1	15	4	10
CLASSEN HS/ADV.	7	5	4	10	29	26
DOUGLASS HS	11	1	3	7	15	21
EMERSON ALT.	1	0	1	1	0	0
SAVE ACADEMY	0	0	0	0	0	0
U. S. GRANT HS	11	11	8	8	13	12
JOHN MARSHALL HS	10	4	10	5	28	24
NORTHEAST ACADEMY	5	3	11	9	30	34
NORTHWEST CLASSEN	7	13	10	13	23	24
SOUTHEAST HS	14	4	11	19	33	33
STAR SPENCER HS	2	1	1	8	13	6
PATHWAYS MIDDLE COLL.	0	0	0	0	0	0
INDEPENDENCE CHARTER	0	0	0	0	0	0
JUSTICE AW SEEWORTH	0	0	0	0	0	0
ASTEC CHARTER MS	0	0	0	0	0	0
DOVE SCIENCE ACAD - OKC	0	0	0	0	0	0
JOHN WESLEY	0	0	0	0	0	0
SANTA FE SOUTH	0	0	0	0	0	0
CASADY SCHOOL	0	0	0	0	1	1
HERITAGE HALL	0	0	0	0	0	1
MT ST MARYS HS	0	2	0	2	8	5
BISHOP MC GUINNESS	0	0	1	0	11	7
CHRISTIAN HERITAGE	0	0	0	0	3	3
GRACE CHRISTIAN ACADEMY	0	0	0	0	1	4
OKLA CHRISTIAN ACAD	0	0	0	0	1	1
OKLA CHRISTIAN SCHL	0	0	0	0	0	1
MID-DEL CHRISTIAN	0	0	0	0	0	1
LIFE CHRISTIAN ACADEMY	0	0	0	0	0	1
HARVEST CHRISTIAN SCHL	0	0	0	0	1	0
OKLA SCHL OF SCI & MATH	12	0	2	5	9	16

Graduates

County/High School	96-'99	'00	'01	'02	'03	'04
Okmulgee County						
OKMULGEE HS	13	5	9	8	13	13
HENRYETTA HS	0	0	0	1	4	13
MORRIS HS	2	1	3	2	10	11
BEGGS HS	4	0	1	7	7	14
PRESTON HS	9	5	2	6	7	3
SCHULTER HS	0	0	0	0	0	2
WILSON HS - HENRYETTA	5	0	1	0	1	3
DEWAR HS	1	0	0	1	1	10
Osage County						
PAWHUSKA HS	8	3	2	14	17	28
SHIDLER HS	2	3	1	1	1	4
BARNSDALL HS	2	0	0	1	3	10
WYNONA HS	1	0	0	0	0	1
HOMINY HS	4	2	0	0	11	7
PRUE HS	1	1	2	1	1	1
WOODLAND HS	6	0	0	7	9	12
Ottawa County						
WYANDOTTE HS	3	2	0	3	5	9
QUAPAW HS	0	0	1	0	4	3
PICHER-CARDIN HS	4	2	1	1	3	5
COMMERCE HS	3	0	2	1	6	4
MIAMI HS	2	2	3	1	18	17
AFTON HS	3	3	2	3	6	5
FAIRLAND HS	6	0	0	1	12	3
Pawnee County						
PAWNEE HS	7	2	1	0	6	8
CLEVELAND HS	6	7	1	3	23	21
Payne County						
RIPLEY HS	6	3	3	3	12	7
STILLWATER HS	11	4	4	15	32	38
LINCOLN ALT.	0	0	0	1	1	2
PERKINS-TRYON HS	6	3	3	6	17	14
CUSHING HS	3	0	1	2	17	7
GLENCOE HS	0	1	0	0	6	7
YALE HS	4	0	1	9	10	10
Pittsburg County						
HARTSHORNE HS	4	0	4	5	7	1
CANADIAN HS	1	2	3	5	4	10
HAILEYVILLE HS	2	0	0	3	6	2
KIOWA HS	3	0	1	0	3	11
QUINTON HS	4	1	4	2	11	6
INDIANOLA HS	2	1	0	1	10	3
CROWDER HS	8	5	2	2	5	4
SAVANNA HS	0	1	0	0	6	1
PITTSBURG HS	0	1	0	0	2	5
MC ALESTER HS	36	8	18	10	23	38
KEY ACADEMY	0	0	0	0	0	0
Ponotoc County						
ALLEN HS	2	0	4	6	10	6
VANOSS HS	1	0	0	1	7	11
BYNG HS	10	2	2	9	18	29
ADA HS	4	4	1	3	7	5

Graduates

County/High School	96-'99	'00	'01	'02	'03	'04
Ponotoc County (cont.)						
MC LISH HS	0	0	2	3	2	2
LATTA HS	5	5	2	2	4	7
STONEWALL HS	2	1	0	2	6	6
ROFF HS	4	3	1	3	6	8
Pottawatomie						
MC LOUD HS	3	1	2	2	16	10
DALE HS	1	1	1	0	15	4
BETHEL HS	1	0	0	2	3	5
MACOMB HS	5	0	4	4	3	2
EARLSBORO HS	1	2	1	3	5	0
TECUMSEH HS	0	1	4	3	15	24
SHAWNEE HS	17	3	6	22	21	45
SHAWNEE ALT HS	0	0	1	0	0	0
ASHER HS	9	0	1	1	1	4
WANETTE HS	4	1	0	1	5	3
MAUD SR HS	2	0	2	3	4	5
LIBERTY ACADEMY	0	0	0	0	1	0
FAMILY OF FAITH	0	0	0	0	0	1
Pushmataha						
RATTAN HS	4	1	2	5	6	5
CLAYTON HS	5	0	4	4	2	9
ANTLERS HS	1	1	4	5	20	17
MOYERS HS	0	0	0	0	6	0
Roger Mills						
LEEDEY HS	10	3	6	7	5	4
REYDON HS	0	2	0	1	1	6
CHEYENNE HS	3	1	1	2	2	4
SWEETWATER HS	0	1	1	1	2	2
HAMMON HS	1	4	2	2	7	1
Rogers County						
CLAREMORE HS	7	4	0	3	18	17
CATOOSA HIGH	2	1	0	0	5	15
CHELSEA HS	1	2	0	2	4	11
OOLOGAH-TALALA HS	0	2	0	4	6	15
INOLA HS	0	0	1	0	5	9
SEQUOYAH HS - CLAREMORE	2	0	0	1	6	4
FOYIL HS	0	0	1	1	5	2
VERDIGRIS HS	0	0	1	0	3	11
Seminole County						
SEMINOLE HS	6	1	3	5	8	11
WEWOKA HS	2	0	1	4	7	10
BOWLEGS HS	0	3	1	1	5	2
KONAWA HS	4	5	0	7	9	16
NEW LIMA HS	1	0	0	1	1	3
VARNUM HS	5	0	2	0	6	2
SASAKWA HS	0	0	0	0	0	5
STROTHER HS	4	0	1	3	2	5
BUTNER HS	3	2	0	2	4	1
Sequoyah County						
SALLISAW HS	9	3	6	7	6	17
VIAN HS	0	0	4	5	17	12
MULDROW HS	3	0	4	7	15	19

Graduates

County/High School	96-'99	'00	'01	'02	'03	'04
Sequoyah County (cont.)						
GANS HS	0	0	0	2	4	4
ROLAND HS	2	2	0	2	9	6
GORE HS	1	3	5	5	12	14
CENTRAL HS-SALLISAW	0	0	1	1	6	10
Stephens County						
DUNCAN HS	4	0	1	3	14	27
COMANCHE HS	2	1	0	0	15	9
MARLOW HS	1	1	1	4	13	6
VELMA-ALMA HS	1	1	4	3	8	8
EMPIRE HS	0	2	4	5	10	9
CENTRAL HS-MARLOW	0	0	0	0	3	6
BRAY-DOYLE HS	4	2	3	3	7	7
Texas County						
YARBROUGH HS	0	0	0	0	0	0
GUYMON HS	2	1	0	1	7	12
HARDESTY HS	0	0	0	0	3	3
HOOVER HS	5	1	0	4	11	6
TYRONE HS	2	0	0	0	0	0
GOODWELL HS	0	0	0	0	2	4
TEXHOMA HS	0	0	0	0	5	1
Tillman County						
TIPTON HS	1	4	2	4	5	16
DAVIDSON HS	1	0	0	1	3	3
FREDERICK HS	1	2	0	1	15	6
GRANDFIELD HS	7	2	3	2	6	7
Tulsa County						
CENTRAL HS-TULSA	14	3	4	4	11	18
EAST CENTRAL HS	12	0	3	3	10	11
EDISON HS	9	3	2	5	6	19
NATHAN HALE HS	9	1	0	5	12	12
TULSA HS FOR SCIENCE &	4	0	4	10	13	12
MEMORIAL HS - TULSA	3	1	5	2	12	14
WILL ROGERS HS	4	3	1	4	12	21
B T WASHINGTON HS	11	9	16	19	23	40
WEBSTER HS	8	4	4	6	19	14
MARGARET HUDSON	0	0	0	0	0	0
PROJECT 12	0	0	0	0	0	0
FRANKLIN YOUTH ACADEMY	0	0	0	0	0	0
DOVE SCIENCE ACAD - TULSA	0	0	0	0	0	0
TULSA SCHL OF ARTS AND	0	0	0	0	2	4
CHARLES PAGE HS	4	2	2	8	25	33
SAND SPRINGS ALT.	0	0	0	0	0	0
BROKEN ARROW	2	3	1	3	7	44
MARGARET HUDSON - BA	0	0	0	0	0	0
BIXBY HS	2	1	1	3	8	19
JENKS HS	10	1	6	4	10	20
COLLINSVILLE HS	3	0	1	0	9	13
SKIATOOK HS	11	0	2	2	4	22
SPERRY HS	4	0	0	2	5	16
UNION HS	5	0	6	1	14	33
BERRYHILL HS	6	4	2	6	14	19
OWASSO HS	2	1	1	3	8	21

Graduates

County/High School	96-'99	'00	'01	'02	'03	'04
Tulsa County (cont.)						
GLENPOOL HS	9	4	4	3	14	15
LIBERTY HS - MOUNDS	1	2	0	1	0	6
PEACE ACADEMY	0	0	0	0	0	0
ST AUGUSTINE ACADEMY	0	0	0	0	0	1
ST MARYS	1	0	0	0	0	0
GRACE FELLOWSHIP	0	0	2	0	1	3
BISHOP KELLEY HS	2	1	0	2	4	8
CASCIA HALL HS	0	0	0	0	2	2
TOWN & COUNTRY HS	0	0	0	0	0	0
METRO CHRISTIAN ACAD	1	1	0	1	2	2
HOLLAND HALL SCHL	0	1	0	0	2	0
NEW ADVENTURES ACAD.	0	0	0	0	0	0
VICTORY CHRISTIAN HS	8	2	3	2	5	6
WRIGHT CHRISTIAN ACADEMY	0	0	0	0	1	0
LINCOLN CHRISTIAN SCHL	0	0	0	0	1	4
OKLA JOB CORPS	0	0	0	0	0	0
Wagoner County						
OKAY HS	4	1	0	2	0	2
COWETA HS	3	2	3	4	3	8
WAGONER HS	6	2	0	0	5	10
PORTER CONSOLIDATED	4	0	1	3	3	3
Washington County						
COPAN HS	0	0	0	1	6	12
DEWEY HS	0	0	2	2	3	7
CANEY VALLEY HS	1	3	1	2	6	8
BARTLESVILLE HS	16	2	8	6	30	29
AMERICAN CHRISTIAN SCHL	0	0	0	0	0	0
Washita County						
BLANCHE THOMAS HS	8	2	2	9	10	10
WASHITA HEIGHTS HS	4	0	1	10	3	5
BURNS FLAT-DILL CITY HS	9	7	5	4	12	16
CANUTE HS	0	0	1	4	0	8
CORDELL HS	8	3	2	9	21	17
CORN BIBLE ACADEMY HS	4	2	1	3	4	8
Woods County						
ALVA SR HS	2	3	1	5	19	22
WAYNOKA HS	1	0	1	1	4	5
FREEDOM HS	2	0	3	0	3	1
Woodward County						
WOODWARD HS	14	9	7	23	25	16
MOORELAND HS	0	1	0	3	7	9
SHARON-MUTUAL HS	0	0	0	1	4	3
FT SUPPLY HS	0	2	0	1	2	2
Overseas						
DEPT OF DEFENSE SCHL	0	0	0	0	0	1

STATEWIDE	96-'99	'00	'01	'02	'03	'04
OHLAP GRADUATES	1895	826	886	1624	4211	5019